

# Matter in the Making

BY LANGSTON DAY  
IN COLLABORATION WITH  
GEORGE DE LA WARR

LONDON  
VINCENT STUART LTD

FIRST PUBLISHED IN 1966  
BY VINCENT STUART PUBLISHERS LTD  
45 LOWER BELGRAVE STREET  
LONDON SW 1

ALL RIGHTS RESERVED

© LANGSTON DAY AND GEORGE DE LA WARR 1966

MADE AND PRINTED  
IN GREAT BRITAIN  
BY ROBERT CUNNINGHAM AND SONS LTD  
ALVA  
CLACKMANNANSHIRE

133.323  
D83m

Education  
College

## Contents

### PART ONE

I	CRISIS	I
II	THE IRON MAIDEN OF MATERIALISM	3
III	FORCE FIELDS	7
IV	THE PRE-PHYSICAL WORLD	11
V	ACROSS THE FRONTIER	14
VI	WHY DOES THE BOX WORK?	20
VII	SOME PRACTICAL PROOF	27
VIII	TREATING ANIMALS	31
IX	BLESSING AND CURSING PLANTS	39
X	TWO KINDS OF MUSIC	48
XI	INSTRUMENTS AND OPERATORS	54
XII	THE TEMPERAMENTAL CAMERA	59
XIII	CLOUDS OF PARTICLES?	68
XIV	GRUELLING TESTS	77
XV	THE STORM BREAKS	84

### PART TWO

I	AFTER THE BATTLE	93
II	THOUGHT, LIGHT AND SOUND	100
III	PSYCHOSOMATIC FORCE FIELDS AND NODAL POINTS	105
IV	THE MYSTERIES OF ABSORPTION	112
V	HOPE FOR RHEUMATICS	128
VI	MURDER MOST FOUL	134
VII	WAR AGAINST NATURE	141
VIII	VISIT TO GHANA	149
IX	TOWARDS A NEW SCIENCE	153
	Appendix	158

Ug. I found 3016 Anon Lib Para 4000000

## PART ONE

### CHAPTER ONE

#### *Crisis*

On Monday, 18th July 1960, the Court-room of the High Court of Justice, Queen's Bench Division, in London, was in a state of tense excitement. The case of Philips v. de la Warr had continued for ten days with a good deal of publicity in the Press, and now after a recess the Court had reassembled to hear the verdict.

Briefly, the Plaintiff, Miss Philips, claimed that in selling her a radionic instrument for diagnosis George de la Warr had acted fraudulently and reduced her from a healthy optimist to a frustrated neurotic; that he was a practitioner of the pseudo-science of radionics and could not possibly have believed that she could operate the 'Box' which he had sold her.

On the face of it this may sound like a case of no very great importance, but in fact it was a show-down between two opposing creeds: the old materialist doctrine with all its attendant evils of mental slavery and violence, and a new belief which regarded the world in a wider framework tending towards a natural harmony and peace.

As if the case had been theatrically produced to emphasise the nature of the conflict, Mr Karmel, Q.C., Counsel for the Plaintiff, was a member of the Boxing Board of Control, somewhat hectoring in his manner, while Counsel for the Defence was Mr Christmas Humphreys, Q.C., the quiet and courteous Buddhist.

For three hours the Judge spoke, and then at last he delivered judgment – for de la Warr. A ripple of relief passed through the Defendant's side of the Court, which in contrast to the other side was tightly packed. Outside in the courtyard friends and well-wishers thronged around de la Warr to congratulate him.

The danger of immediate bankruptcy had passed, but perhaps not for very long. Due to the state of the law at that time no costs could be recovered from the Plaintiff because she



had been legally assisted by the State and had no money to pay.

More than five years have gone by since that date and the threat of financial collapse still hangs over the Delawarr Laboratories in Oxford. It seems only too likely that the enemies of these new ideas and practices may yet succeed in murdering them in their infancy and quietly burying them in the graveyard of Inconvenient Knowledge as has happened so often in the past. Like Keely, Reich and others, de la Warr is unhappily in the vanguard where he is exposed to the full force of enemy resistance.

This book will attempt to describe some of the advances made since publication of *New Worlds Beyond the Atom*\* which gave an account of de la Warr's earlier work. The whole thing constitutes the beginning of a new science.

Before this can be understood we shall have to consider the position of the physical and biological sciences today which are struggling to escape from the Iron Maiden of materialism. In particular we must see how the basic framework of the Universe, into which materialism attempts to cram phenomena, is far too limited. We shall have to stretch our thinking to embrace a multi-dimensional Universe if we are to find room for intangible things, such as thought and emotion, which cannot forever be excluded from Science.

\* *New Worlds Beyond the Atom*, by Langston Day in collaboration with George de la Warr (Vincent Stuart).

## *The Iron Maiden of Materialism*

The fact is, materialism is too oppressive a doctrine to be endured very much longer and it is beginning to show serious cracks in its structure. Although its disciples still hail it as a shining light which has led us out of the darkness of superstitious ignorance, in reality it can explain nothing.

As C. E. M. Joad has said\*: 'At no point have we come within sight of a true explanation. . . . We have only pushed back to an earlier point in time the phenomenon which is to be explained. All scientific so-called explanations are of this type.'

Not only does it fail to give us what we need, it takes away from us what we have. For there is a law of Reciprocal Action whereby if we mechanise the world we mechanise our minds and deprive them of sensitivity. So we have come to live in a shadow world in which material values are paramount, where satisfactions are more and more transient and worth-while aims increasingly hard to discover. Materialism dehumanises men and puts into their hands gigantic forces which are a standing temptation to genocide.

It has had a long run, for it originated with Democritus about 400 B.C. and reached its climax towards the end of the last century. So gross did it become that even Heaven and Hell were materialised. Hell was a kind of blast furnace while Heaven was a glittering arctic region inhabited by strange fauna and bearded pietists. Dean Inge said that in his day many people had a vague idea that they might be able to reach Heaven in an aeroplane if they knew the way.

Where physics is concerned, the grosser forms of materialism were shaken some sixty years ago by Einstein, Minkowski, Planck and others, but although the foundations of materialism were changed, its philosophy remained. We still live in a materialistic climate. Students even of biology and psychology are educated in an atmosphere of this kind and because Science has be-

\* *Philosophy for Our Times*, by C. E. M. Joad (Thomas Nelson).



come a powerful religion-substitute most people are ready to breathe it. The zombie-god of mechanisation greatly strengthens the materialist viewpoint. We worship machines and electronic appliances, synthetic chemistry, man-made mechanical power, and in fact a whole range of things which form no part of Nature. And because we do this we feel no compunction in working against Nature rather than with her. We talk about the Conquest of Nature as if she were a tiresome race of savages.

Materialism condemns us to live largely in a world of shadows. In a three-dimensional world there is obviously no room for anything except solid objects, and even if we add a fourth dimension to make it a space-time continuum it cannot include non-material realities such as thought and feeling. If our awareness were wholly confined to this continuum we should literally be zombies, but fortunately it extends in some slight degree into other dimensions. Nevertheless a thorough-going materialistic outlook narrows this extension down almost to vanishing point.

Perhaps an analogy will help. Imagine wafer-thin aquatic creatures confined to the surface of a lake. They are barely conscious of height or depth so that for them many things are inexplicable, and to account for them they are obliged to invent theories which are concerned with things in the flat.

They are unaware of the wind or of subaqueous currents, so the ripples which appear in their world are held to be mysterious forms of vibration. The shadows which they see on the water are thought to be real, but the objects which throw them are unperceived and even denied. Most of the connections between solid objects are quite beyond their grasp. For instance, if a cow waded into the lake they would see it as four rings where its legs cut the water and they might decide that there was some unaccountable action and reaction between them.

Rain would seem to them a mysterious form of creation while evaporation would be the opposite process. Where the water came from or went to would be incomprehensible. They could certainly build up a limited form of science confined to surfaces of infinitesimal thickness, but if anyone tried to tell them something of the world of solids they would probably scoff at him.

This might be called living in the flat and it is very much like

the position in which Science finds itself today because it is too cramped and constricted. As Joad says, there are no true explanations but only a process of pushing back.

So light seems to be either corpuscular or undulatory, but neither supposition agrees with all the observations. Particles are peculiar entities carrying charges or no charges – though no one can tell us what a charge is – having mass or no mass (but what mass is, no one knows); living for inconceivably short periods and spinning like tops – or even in some cases having a half-spin like the revolving lights of a lighthouse. As to the mathematics of the New Physics, Einstein's equations of General Relativity are extremely hard to solve because they deal with curvilinear geometry – a sure sign that too few dimensions are taken into account.

One of the greatest difficulties is to find a theory to account for gravitation. According to Newton, gravitation is a property of matter and there is action at a distance, but in Einstein's General Theory of Relativity it is a property of space-time which is distorted by the presence of matter. In 1964 a new theory was put forward by Hoyle and Narlikar that gravitation is a property of the Universe and that all the particles in existence contribute towards causing this space-time distortion. In these erudite discussions it is possible to see the complications which arise from trying to cram everything into only four dimensions.

The difficulties are just as great when scientists try to account for electrical charges.

We can imagine our aqueous creatures in a similar dilemma if their lake were tidal and they were aware that some force was pulling their world. No doubt they would construct some ingenious theory that this force, the relative movements of shadows on the water, and so forth, were due to distortions of the surface. But perhaps in the end they would be forced to reach out towards the idea of height and depth.

There are signs that very gradually Science is beginning to do the same thing. Eddington and others have tackled a six-dimensional world mathematically, but to the layman higher mathematics is less intelligible than Chinese. What do further dimensions mean in plain language?

One way of approaching the subject is to list some of the things

which find no room to exist in space and time. These include such things as potential energy, quality, meaning, levels of existence, the sources of natural periodicity. All these as well as inner functions such as thought and feeling need a wider framework.

One of the most remarkable attempts to deal with the subject has been made by J. G. Bennett,\* who takes a world of six dimensions.

His fifth dimension provides room for a pre-physical world of Potentiality and it also includes a kind of Ladder of Perfection, or a hierarchy of levels of 'togetherness' culminating in the Unitary Prime Source.

His sixth dimension embraces Recurrence from which spring the multifarious forms of periodicity; also the intangible factors of Meaning and Ableness-to-be.

These ideas are not easy to understand because they lead towards the ineffable World of Reality. Due to our limited awareness we live in a world of shadows, but some of the characteristics of the Real World 'peep through', so to speak, and they become still plainer in the light of de la Warr's discoveries which to some extent lie in a kind of between-world.

This is where Force Fields exist, so as Force Fields enter intimately into de la Warr's discoveries let us see how Science is coming to regard them.

\* *The Dramatic Universe* (Hodder and Stoughton).

## Force Fields

So far as physics is concerned the idea of gravitational and Electromagnetic spheres of influence, or force fields, is firmly established. But when it comes to living organisms the case is different. Of course they too are influenced by gravity, but do electrical field forces enter into the organisms of amoebae and men? It is thirty years since a Field Theory was put forward by Professor H. S. Burr of Yale, and F. S. C. Northrop, but it is only recently that it has begun to gain ground.

This theory helps to bridge the gap between modern science which conceives of Nature in terms of material causes and Greek science which regarded form and structure as fundamental. The first has led to the fragmentation of Science by specialists who think it idle to talk about the All, while Greek science believed the exact opposite – that nothing could be understood unless it was considered in relation to the Whole of which it forms a part.

So successful is modern science in its practical applications that its basic ideas have been carried over into biology. But here its failure to explain fundamentals is even more glaring, and biologists have been obliged to take force fields more seriously.

In physics the particle both conditions and is conditioned by its field. Einstein defined an electron merely as 'a sphere of influence'. In biology any separate part of Nature helps to constitute Nature and in its behaviour is by Nature partly constituted. This reciprocal relationship reconciles the classical standpoint with the modern one. It means that nothing is disconnected.

In the animate world the emphasis on discontinuity and separate-ness, which is a feature of materialism, has led to all manner of difficulties. How, for instance, do living creatures maintain their forms through continuously changing conditions? Chemistry fails dismally to explain it. How is growth planned and organised? It is said to be 'accidental'.

But some powerful agent must be present in living entities which orders the process of development from stage to stage.



There must be a pattern of organisation like a blue-print for the building of a new body. It cannot be something material, so what is it? Thousands of experiments carried out during the last thirty years and more have shown that electrical charges and currents permeate every living organism and underlie the processes of growth. Polar and potential differences are always found, so electromagnetic fields must also be present as in the Field Theory.

Briefly, the theory put forward by Burr and Northrop is this. The pattern and organisation of any living thing is a complex electromagnetic field. It determines and is determined by the physical elements. It establishes and maintains the pattern. It regulates and controls the creature, whatever it may be, and its aims are wholeness, organisation and continuity.

This was a good deal to swallow for scientists who believed that all forms of life arise from broths of chemicals and they naturally demanded firm factual proof. But here the sponsors of the theory were up against a difficulty because the electrical charges in living matter are so delicate that they were dispelled by the very act of trying to record them.

So new instruments had to be developed which could measure the potentials without disturbing them. When these instruments were used, potential gradients were discovered in slime moulds, trees, mice, monkeys and men. Did this and other evidence prove the existence of force fields? Yes, because otherwise these charges would be dispelled in the case of aquatic creatures by the conductivity of the water. There were other reasons such as the existence of an axis of polarity in eggs before the bird is formed, an axis which persists throughout the creature's life.

It was discovered that the mystery of how and why certain diseases originate could be explained by changes in the force field. Malignant diseases were accompanied by bioelectric changes, whereas with non-malignant complaints there was no great change. Malignancy in the ovary was recorded electrically before any clinical signs developed. As we shall see later, these strictly scientific experiments arrived at precisely the same conclusions which de la Warr came to by other and more delicate methods.

Another discovery was that all living creatures are governed by the same laws, and that animals and plants as well as humans are

regulated by force fields. By taking electrical readings it was possible to discover in advance the productivity of corn kernels and cotton seeds. Trees were found to have daily rhythms, lunar cycles and seasonal variations unrelated to temperature, dampness, or the barometer. The Moon's phases were even shown to affect rats, plants and shell-fish.

Then humans were seen to have fortnightly electrical periodicities similar to those in trees. This was substantiated by 50,000 readings on 500 subjects at Yale and Duke Universities and in various American hospitals. It became clear that emotions, behaviour patterns, states of exhilaration and exhaustion occurred periodically, so that long-range and short-range predictions were possible. It looked as if force field bodies were under cosmic influences and that everything in Nature danced in step.

Here then is the beginning of a new outlook in biology. Instead of abnormalities there are only natural responses to natural laws. Furthermore, there is the idea of something emerging from a pre-physical state into the physical world, for living matter is seen to be the expression of a field no less than non-living matter. One scientist regards fields as electric signposts to guide the flow of energy into the system.

Instead of everything, including man, being a biological hermit, Ravitz says\* that man '... can now begin to appreciate for the first time that, far from being alone, he is in the company of every living thing; each affecting the other, each showing its own individuated response to the general pattern laid down by universal law'.

The Earth has a force field (to which our individual fields are related) and the solar system is believed to have one also. Vast electromagnetic fields have been discovered in the Milky Way and other galaxies. So there are fields within fields and in this way the whole Universe is knitted up.

The perceptive reader will no doubt see how force fields act as channels through which characteristics of the multi-dimensional world become manifest. But more of this later.

The idea of force fields is acceptable to scientists because it seems to be wedded to materialism. The forces involved are electrical,

\* *Main Currents in Modern Thought*, vol. 19.



magnetic or gravitational, which are 'respectable'. But if force fields are linked with a multi-dimensional world in which psychic forces such as thought and feeling are active, we may be able to penetrate a little deeper into the causal factors, provided we use the right techniques. What forms the force fields, what interacts with them?

Hoyle, Jeans, Raynor Johnson and other scientists have boldly stated their belief that the creation and maintenance of the Universe rests upon Universal Mind. They have accepted the idea that matter is created as the Universe expands and possibly destroyed if it ever begins to contract. It has even been calculated recently that matter is at present being continuously created at the rate of about 50,000 Sun-masses per second.

If this is true, the human mind which is derived from this august source should be able to make some impact on force fields and through this gate upon the pre-physical world. But this, however plausible, is no more than theory which needs confirmation by observable fact.

A certain amount of confirmation is provided by radionics, a new branch of Science in which de la Warr is probably the leading pioneer. But before we continue, something more must be said about the world of six dimensions so that we have an understandable framework into which his discoveries fit.

## *The Pre-physical World*

The fifth dimension, of Eternity, contains different levels of unification or togetherness. A picture of it is embodied in the pyramid. At the apex is the unitive state, but if the pyramid is sliced horizontally, each plane on the downward course is one of increased separateness until the base is reached which represents the world of matter.

This idea recurs constantly in inspired literature. In the emanation doctrine of Plotinus there are decreasing degrees of reality in passing from the One to Matter, which is on the threshold of non-existence, Raynor Johnson says in his *Nurslings of Immortality*\* 'We are accustomed in everyday life to think of physical objects as clear-cut and isolated, forgetful of the fact that the physical level is only one significant level of the world, obscuring much more than it reveals.'

The new science towards which this idea could lead us would have an extra dimension of thought, a 'higher' and a 'lower' which would enable us to see the causes of many inexplicable things. But at present we see nearly everything in the flat, and by centring our minds on Matter, which as Plotinus says scarcely exists at all, we diminish ourselves and become more and more like robots. Nor is this view of Matter some fanciful notion of a philosopher who lived centuries before the advent of the scientific age, for the ultimate constitution of Matter is something very shadowy and completely subservient to Mind.

Atoms group themselves into molecules, the building materials of the physical world. Intelligent forces shape the creatures which are embodied by Matter. This is done in a series of stages. At one stage there is the thought, just as there is the mental representation of a building in the mind of the architect; at a later stage there is the force field which constitutes an invisible mould into which the materials are poured. Perhaps mould is not a good word to use because it is not at all lifeless and passive. It is in fact a pre-

\* Published by Hodder and Stoughton.

physical or counterpart body which remains in intimate connection with the physical body when this latter is formed.

The pre-physical body is internal to the physical body and is made of finer degrees of matter not yet recognised by Science. It should not be difficult to accept the fact that finer degrees of matter exist if we remember the fifth dimension with its ascending levels of togetherness. The pre-physical body is formed before the birth of a child and does not disappear when he grows up. Not only this, being a little higher up the pyramid it stands in a causal relationship to the physical body and contains the seeds of future events.

Thus if there is a tendency to contract a disease such as cancer this tendency will appear first as a stress in the pre-physical body where, if suitable means are discovered, it can be detected before any clinical symptoms appear in the flesh.

Where health is concerned the pre-physical world is all-important, but its importance goes far beyond matters of health. It is a causal realm and it is hardly possible to imagine anything which is not influenced by it or through it. Our failure to take it into account is the reason why in private or in world affairs we revolve continually in vicious circles lying in the flat. In the Bible this dilemma is graphically described in the picture of Samson, who has lost his connection with higher levels, symbolised by his hair, blinded and harnessed to the grind-wheel in Gaza.

We try to remove symptoms instead of causes. This is especially noticeable in medicine in which we aim at preserving our health by the wholesale consumption of drugs. If we are really to better our lot we must learn more about this pre-physical world and how we can affect events a little nearer to the source.

How can this be done? We know a good deal about the generation and application of mechanical forces such as heat and electricity, but how can we evoke forces in the pre-physical world? We might expect to find 'bridges' between higher and lower levels, vertical connections which can be established if suitable methods are found.

The apex of the pyramid, or Prime Source, is characterised by a unifying force. In religious language this is called the Love of God, and saints and mystics have testified that it is stronger than any

other force which could possibly exist. It is reflected downwards through the different levels, and even on the level of Organic Life it can still be felt as love. Ancient civilisations worshipped the great Earth Mother but today we treat her with violence and hostility. To establish lines of communication with the pre-physical world the keys are love and harmony. We must work *with* Nature not against her.

But some harmonising link must be found. We must try to discover in what forms this unifying force appears when it descends to the level of Matter.

If a chord is struck on a piano it resonates with components of a corresponding chord in a higher or lower octave. This is a remarkable evocatory connection of energies. But in fact resonance goes far beyond forming connections between different vibrations of sound. There can be resonance between corresponding notes or chords in other kinds of octaves. For instance, in octaves of vibrations belonging to the electromagnetic spectrum which include such things as radio waves, light waves and cosmic radiation. And indeed in fields even wider than this, for thoughts and emotions of different grades appear to form octaves, and no doubt there are still higher levels of vibration.

It is this ubiquitous principle of resonance between different forms of Energy which is an aspect of the unifying force at the apex of the pyramid, the force which in its primal state is called Love of God. Resonance is the subject of Laya Yoga, a secret, unpublished doctrine which is described as a divine science. It can bring us into touch with higher levels. At the lower end it can produce physical effects and it figures in such practices as sympathetic magic.

We can now leave the sphere of the general and come down to particulars.



*Across the Frontier*

Some of de la Warr's earlier discoveries have been described in another book,\* but a brief account of them must be given here.

A qualified engineer, he became interested in trying to discover unknown forms of radiation, and helped by his wife, the daughter of a scientist, he began his experiments in 1942 in attempting to detect radiation from plants and trees.

At first they thought in terms of radio waves and used small curved aerials with a sliding contact to provide knob tuning. But only when they dispensed with electricity and known forms of energy did they have any success. In fact it transpired that they were not dealing with radiation but with resonances. Building a box which acted as a resonant cavity they were able to pick up resonances from plants, trees, human beings and many other things such as diseased tissue.

And so their first diagnostic instrument appeared (Fig. 1), with receptacles for specimens whose resonances were to be tested and dials for tuning. It worked quite well in diagnosing the pre-physical condition of a patient but it was far from clear what energies were involved. The resonances could be stimulated by a bar-magnet standing vertically upright which had to be rotated into a critical position. It also made a great difference if the specimen itself was rotated into a critical position.

Just why rotational positions should have this effect is still not quite clear, but perhaps our new approach through a multi-dimensional world may throw some light on it.

It soon began to dawn on them that these resonances with living matter were extremely complex in structure. Far from being single notes such as are familiar to Science they seemed to be wave-forms corresponding to chords and harmonies. De la Warr formed the opinion that they were composed of myriads of 'broadcasts' from constituent atoms.

\* *New Worlds Beyond the Atom.*

A still stranger discovery was that the operator, usually Mrs de la Warr, when using the diagnostic instrument contributed something towards the general picture. By focusing her mind on the patient's heart, or whatever it might be, she was able to produce resonance with the force field of the patient's heart. By passing her fingers lightly over a rubber diaphragm on top of the instrument she could tell when there was resonance by a crackle and a resistance in the rubber which is known as a 'stick'.

With the diagnostic instrument it was possible to chart the dial settings appropriate to the thought of various diseases and physical maladies such as lesions, toxic conditions and hormone deficiencies. It was even found that psychological states such as hate, fear, or depression, had their dial settings or specific 'rates'. But although these rates, which could be set up by means of the tuning dials, were found to work very well in practice, they could not be connected with any particular forms of energy such as could be displayed on an oscilloscope, and it was not until years later that this problem was solved.

About 8,000 rates were ascertained, and over the years they have proved both stable and reliable. Some of the most important of them were listed in the Book of Rates and Detail Sheets attached to the diagnostic instruments which before long were being used by some dozens of practitioners. It soon became clear that in the hands of capable operators these instruments worked well, but that they registered the *primary* state of Matter and frequently detected conditions existing in patients which might later manifest as clinical disease.

They were dealing, in fact, with the pre-physical or force field body which stands in a causal relationship to the material body. This pre-physical body appeared to be influenced by thoughts and emotions so that the psychological origin of diseases was again confirmed.

Not only did the diagnostic instrument show the condition of a patient, it could also test proposed remedies. This was done by placing the remedy in a well of the instrument and seeing if it counteracted the reactions to the complaint. Another way to determine the treatment was to find the complementary rate to the disease rate.



It was rather surprising to find that treatment could be given to patients at a distance, or to be more precise, that energy could be 'transmitted' across space by establishing a state of resonance. It was only necessary to use a 'link', something which had a force field in resonance with that of the patient, and it appeared to act as a 'carrier' of whatever energy was being used. The best links proved to be blood specimens, hair, or photographs.

The energy directed at the link seemed to be translated through space by the operator. But if the energy travelled through space, it did not, like radio waves, obey the laws of physics and diminish with distance. It seemed to travel and act in another state and take effect on the object at any distance. It seemed that with the operator and patient in resonance energy of one kind or another could be transmitted 'higher up the pyramid'. The link could be subjected to electrical stress, magnetic force, sound energy, chemical action, or light waves of appropriate colours and they all produced an effect of some kind at a distance.

The de la Warrs discovered that since these radionic instruments depended upon resonant cavities to increase the effect at a distance, the actual therapeutic effect could be improved by combining acoustic energy with light energy. These two energies were chosen for transmission because they could be infinitely varied and combined at a practical cost. The combination of light and sound energies was first conceived for use in a completely physical way for directing at a recumbent patient at close quarters. The instrument called the Colorscope was constructed in which a large number of colour combinations could be produced by turning the knobs on the front panel. By turning another set of knobs on the back panel, very high frequency micro-sound waves could be created and then combined with the appropriate colour.

This proved to be a most effective instrument and it produced some remarkable cures. But at that time, in 1949, there was no scientific acceptance of any relationship between colour and sound waves and certainly not between colour, sound waves and living tissue. It was not until ten years later that biologists began to agree that this might exist.

However in 1950 de la Warr realised that if he was to convince doctors and scientists of the reality of therapeutic action at a

distance and of the existence of pre-physical states, he must produce more convincing evidence, and so he turned to the study of photographic phenomena associated with the interaction of sound waves and photographic emulsion.

After a good deal of research work he designed an unusual type of camera in which two intersecting beams, one from a treatment set with a bar-magnet and the other from an instrument containing a spiral, met at the centre of the photographic plate. It worked not with light but with an energy of some kind which affected the emulsion, but only in the presence of the operator and when stimulated by thought.

It produced many strange, almost startling results. It was found possible to produce a photograph by thinking of a disease such as cancer, in a patient, and using a blood specimen. So long as resonance was established distance was no bar. A suspected pregnancy of a woman in Ireland was photographed from Oxford revealing the distinct form of the foetus. If a crystalline substance was placed in the Camera an image was formed showing directional rays emanating from a common centre which could be identified with the rays of the constituent atoms. It seemed likely that countless millions of these rays appearing like the fine strokes of an etcher's pen delineated the shapes of pre-physical force fields.

It was found possible to tune the Camera to certain stages of growth, say of a plant or a disease. In a plant the patterns of subsequent stages of growth may be controlled by the force field around the seed, as in the Field Theory of Burr and Northrop, so that the Camera can photograph the leaves and flowers which are due to appear. Photos of aconite flowers were successfully taken even when the blossoms had been macerated and diluted, as is done in homoeopathy. Operating on a higher level, it seemed that the Camera was to some extent 'above' time and space.

A Prospecting Camera was developed which when used in Oxford accurately located a subterranean water supply in the Middle East and even assessed its quality. The evidence of more than 12,000 exposures emphatically refutes any idea that it records only what the operator knows.

Treating human beings at a distance was found to be a some-

what tricky business because the curative effects of the energy could be annulled if the patient had a negative attitude and thereby disturbed the resonance factor, but there was no such difficulty with animals or plants. Cows and horses, dogs and cats reacted readily enough to treatment. Some very interesting experiments were carried out in which the soil, treated from a distance with beneficial wave-forms, caused considerable increases in the growth of plants. This seemed to be due to stimulation of the micro-bacteria. It was even found possible to irradiate potted plants through their photographs taken with a Leica camera, and a successful experiment was undertaken to treat a tobacco farm in Rhodesia from Oxford.

Towards all this work the medical, veterinary and scientific world turned, for the most part, a deaf ear and even a hostile glare. Physicists, doctors and others who visited the Delawarr Laboratories in Oxford were like Victorians confronted with radio and electronic apparatus and were quite unable to understand how anything worked. There were a few honourable exceptions. A young doctor named Foster Cooper got permission to take the Camera and test it on patients in Bart's Hospital. He soon became very enthusiastic, but after a few weeks he was suddenly ordered by higher authority to remove the offending object at once.

A particularly trying occurrence was the failure of the Camera to work at critical moments when it was being tested by people of importance. At times it seemed to be bewitched. Images were duplicated on the plates when this should not have happened and it was some time before de la Warr discovered that this was due to remanence – the persistence of factors which had affected the plates during previous experiments and which had not had time to dissipate.

Worse still, it was found that most people could not work the Camera at all. Naturally this filled the investigators with the deepest suspicions, especially as at the time de la Warr had no explanations to offer.

As a result of his first fifteen years of research work he came to the conclusion that Matter or Energy manifests through force fields in accordance with a Law of Harmonics. The Force Field

Body of any living creature acts like an immense battery of tiny receiving and broadcasting stations. It is the apparatus through which vital energy nourishes and sustains the organism.

All this goes some way towards confirming the framework on which we have decided to work, but of course it is only a short step into the Unknown. We must now see what happened after these early discoveries were made known, and consider what further evidence there is that these force fields exist around living things.



*Why does the Box work?*

In the last ten years important steps have been made in operational technique, especially in the skilled use of thought. But just how thought helps to establish resonance, what energies are invoked in treating a patient, and to what extent the operator himself is involved are not yet fully understood. All we can say is that the matter is much more complex than at first appeared. It seems likely now that a good many different things contribute towards establishing resonance and that a variety of different energies can be brought into play.

Years ago it was discovered that through a link, such as a blood specimen of the patient, a connection could be made with him even if he were in another part of the world. At first this seemed to be miraculous and even incredible. Could the connection really be so selective, critics asked. And how, if it were really possible to treat people at a distance, could it be certain that the treatment was going to the right place?

The explanation, it was found, depended partly upon the extraordinary degree of individuality which runs through all Creation. This is more easily understood if the Universe is regarded as an arena for the actualisation of all possibilities. If this is to come about, no part of the Universe must be precisely similar to another. Even different atoms in different molecules have varying experience and so are slightly dissimilar, as has been proved by photographing the directional atomic rays. For the angular displacements of these rays although constant when in a pure state are deflected a little when they are included in different compounds.

As to the mechanics of forming a connection, the operator's thought is evidently crucial, but he can stop thinking or switch his thought once there is resonance. This is only what we might expect, for thought functions in the multi-dimensional world where everything is much more closely connected. If we turn our thoughts to some person, then we form a connection with that person's force field somewhat as if it were an aerial. This may

seem to be merely a subjective process but actually there is more to it than this. By a conscious mental effort on the part of the operator a state of rapport or resonance is established with the patient and the diagnostic instrument serves as an aid towards this. It is of course an acoustic apparatus, but the sound waves do not reach the patient and it involves the tactile sense.

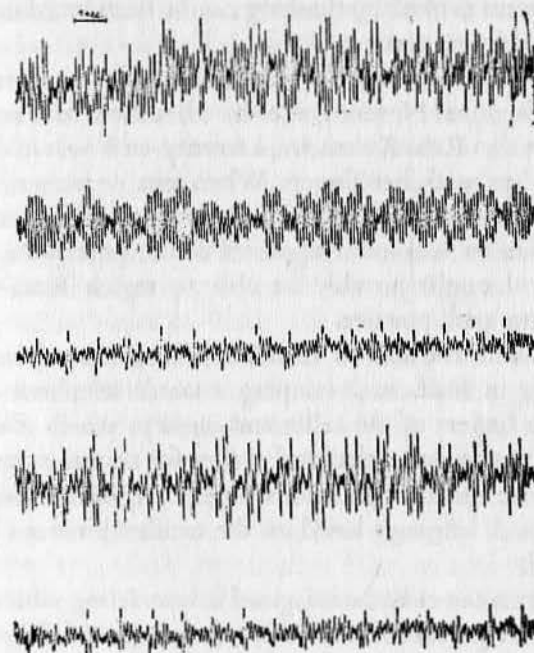


FIG. 2

Sound waves detected on skin of five different persons. (With acknowledgments to Professor Von H. Rohrer of The Psychological Institute of Vienna.)

How thought and sound interact in the diagnostic process is a difficult problem to solve, but probably a human being emits low intensity sound waves especially from the corpuscles in his fingertips which vary with his thoughts. Professor Von H. Rohrer, of the Psychological Institute, Vienna University, lends support to this idea. In his extensive work he has shown that the sonic vibration patterns from the skins of different people are quite individual (Fig. 2). He has recorded sonic micro-vibrations emitted



by various parts of the anatomies of humans and animals. Also Gillian and Armstrong, writing in the I.C.I. home journal, *Endeavour*, say that the skins of the higher animals contain mechano-receptors, such as the Pacinian corpuscles, which act as transducers – apparatuses for converting one kind of energy into another kind. Thus sound waves entering into us can be converted into electrical stimuli and conversely the electrical signals in the nervous system evoked by thinking can be transduced into sound waves at the finger tips.

The complexity of these vibrations must be far greater than has been imagined. Not long ago the scientific world was stirred by the news that Rosa Kuleshova, a twenty-two-year-old Russian girl, could 'see' with her fingers. When tests were carried out to discover whether others had this ability it became clear that about one person in six had some degree of colour perception through the skin and might possibly be able to match Rosa's alleged achievements with practice.

So sensitive is the skin to vibrations that the Israel Institute of Technology in Haifa is developing a tactile telephone for deaf mutes. The fingers of the caller rest on keys which convert the emitted vibrations into electrical waves for transmission. At the other end the 'listener' places his fingers on vibration-receiving diaphragms. A language based on the tactile vibrations has been constructed.

Sonic waves can easily be imagined as interacting with thoughts and aiding the process of establishing resonance and diagnosis, yet thought is the more important factor, which explains why it is necessary for the operator to know enough about the patient to make mental contact with him. When contact has been made with the help of the Box, the operator's thought probes the patient's pre-physical organism and assesses its condition. This it can do with great exactitude if the operator is skilled. But to become skilled he must have certain characteristics and be properly trained. Obviously he must have no mental blockages, while a knowledge of anatomy, physiology and medicine will help the probing.

This probing consists of asking questions on the subconscious level. Has Mrs Smith a mineral deficiency of some kind? The

operator's own mind responds with a silent yes or no. There is a slight physical change in the operator's body, especially in his skin, and he gets a stick on his detector.

With so much attributed to the operator himself, what then of the Box? The dial settings of its resonators simply pre-set the vibrations on the detector to aid detection of the energy patterns which represent the patient's pre-physical condition. Operator and Box combine to form a sensitive analytical instrument. The mind may be regarded as a computer and the Box its 'read-off' stage.

There remains another factor which is important both for seeking rapport with the patient and for the still more mysterious process of evoking remedial energy in the patient's pre-physical body. This is magnetism.

Although Science talks about magnets, magnetic fields, magnetic moments and magnetic effects, strictly speaking no one knows what magnetism really is. Since it is impossible to reduce it to anything simpler, magnetism is almost certainly something which belongs to the multi-dimensional world and which represents the entry of fifth or sixth dimensional features into space-time.

The Earth has a magnetic field which is thought to arise from electric currents deep in the Earth's conducting core, currents generated by the Earth's rotation. This certainly looks like the manifestation of a sixth dimensional characteristic because the sixth dimension embraces all movements of rotation. But is the magnetic field the same as the force field? It is more likely to be just an aspect of it, but it is sufficient to enable a treatment set to be tuned by rotating its bar-magnet.

Upon our connection with the Earth's force field we evidently depend for our health and mental stability, for when cosmonauts and pilots of ultra-high-flying aircraft rise above it they experience 'break-off phenomena'. They feel that they no longer belong to the Earth and begin to suffer from deep depression and elation, or from a queer form of megalomania. Through her force field Mother Earth holds us in a warm embrace and when we escape from her we are like lost children.

So if with the help of the Box a patient's link with the Earth Mother is strengthened, the energy and the comfort which he

draws from his terrestrial parent is increased by appropriate adjustments of the instrument, and it can be directed to any part of the patient's pre-physical body which needs treatment. So far as this goes, the Box simply 'tooths-in' between the patient and the Earth.

Yet other energies may be involved as well, one of which is the energy of thought. For it is found that when giving distant treatment it is necessary for the operator to 'refresh' the treatment set periodically by giving thought to his patient. Is the power of thought remedial, or is thought necessary merely to maintain the link?

The idea that thought can produce physical effects lies in the sphere of magic and witchcraft which a few centuries ago was believed in by almost everyone, but which modern science dismisses as childish superstition. It is often said that the persecution of witches was based on nothing but sheer ignorance and a mania for persecution. Certainly large numbers of innocent people perished and no one can defend the cruelties of the witch hunters, but is it really true that there were no practitioners of the art of affecting other people by the action of non-physical laws?

A modern example of the magical power of thought was demonstrated some years ago by Dr Rolf Alexander who among other things studied under Gurdjieff, learned something about Yoga in India and spent a year as a guest at a lamasery in Shigatse, absorbing some of the practices of the Tibetan monks. After forty years of study he arrived at a philosophy which emphasises the importance of attaining true consciousness and self-mastery. Given this, a man can achieve 'miracles'.

Before a crowd of spectators at Orilla in Ontario he showed how by psychokinesis it is possible to affect the weather. On three separate occasions he caused a selected cloud to melt away without in any way affecting the contiguous clouds. Dr Alexander explains that psychokinesis is instigated in the 'silent area' behind the frontal lobes of the brain. Here, it seems, is the key to a transmissible power if we can discover how to use it. This power, he says, is something apart from our own organism.

If thought can be used to trigger off forces which affect the weather it can also help to evoke forces to heal physical ailments.

As the forces evoked may be of a high order it makes little difference if the process is called Prayer, Divine Healing, or some other term with a religious flavour. At one time I was editing a journal for a Guild of Healing whose activities included distant treatment so I will say a few words about this to illustrate the sort of thing that happens.

There were forty-six Prayer Circles sitting each week at the Guild's headquarters in London, with affiliated circles in Scandinavia, Switzerland, Ceylon and various parts of the United Kingdom. From London about 2,500 patients were treated weekly, scattered over thirty-two different countries. As editor, the records came into my hands. Every sort of malady was being alleviated or cured, but it was obvious that some circles were more successful than others, probably because the sitters had had more training in mental concentration or possessed more sympathy. Most of the cases began with a diagnosis by some doctor or specialist and continued with monthly progress reports, often ending with a letter saying that the doctor was dumbfounded by the cure.

My association with this Guild brought me in touch with many people who were engaged in so-called spiritual healing, and the more I went into it the more I realised that healing is of varying grades and involves energies on very different levels. At one end is 'magnetic healing' in which the healer supplies energy from his own organism and can so deplete himself of energy that he can fall ill and even die. At the other end are healers like the late Abdul Baha whom a personal friend of mine actually saw restore the sight of a blind man and heal immediately an aged paralytic who was imprisoned in a cage.

Neither the medical profession nor the Church, nor anyone else can stake out exclusive claims on these energies. Once when I told a clergyman about Abdul Baha he looked rather shocked and said, 'But he didn't lead a holy life.' A bishop who came to the Guild headquarters could not help being impressed by its work and said that it was possible that patients might be healed if they were communicating members of the Church of England!

To sum up, we live in the midst of a great reservoir of healing power which if only it can be evoked will make us perfectly



healthy and well. But due to the prevailing materialist beliefs we take it for granted that each one of us is isolated, a creature apart, whereas in fact but for blockages, we are all very much connected just as are the various elements in our bodies.

If a living cell in our body could think, it might feel itself a completely separate entity, yet through the force field it is related to every other cell and draws energy from a common reservoir, the vital force of the whole organism. In a similar way we are cells in the great living entity known as Organic Life and we draw upon its energies through the Earth's force field as well as on certain energies which come from outside, such as radiation from the Sun.

There are various ways in which the channels through which these forces come to us can be widened. One is by so-called 'magnetic healing', another by prayer circles, a third by radionic sets which are able to pin-point the malady or the deficiency and channel remedial energy to just where it is needed.

There is a parallel to this in the human body. If some part of the organism is sick or injured, it 'rings up' for help and the curative remedies are at once sent to it. But the task of sending assistance may be too great for the organism, in which case it needs help from outside. The Box enables the particular nature of the required help to be specified and a connection made so that it can be tapped.

## *Some Practical Proof*

In an earlier book\* some cases from Mrs de la Warr's files were quoted. Here are one or two more.

Major Stanley Kaufman, an acute sufferer when he consulted her, wrote: 'I suffer from Myasthenia Gravis which has seriously affected my hands, eyes, neck, arms, stomach and leg muscles. In short I am immobilised. I can totter with difficulty 40 yards and I can only manipulate with some difficulty the fastening of buttons, collar and tie, etc. My age is 66.'

An analysis was carried out and treatment followed at once. Six months later the patient wrote: 'For the first time since you started treatment I am able to report on my condition without troubling my wife to do this for me. I am also able to express my gratitude for all that you are doing for me. The improvement has come in definite stages. When the first treatment started I was practically immobile and could just shuffle a few yards before my neck and stomach muscles gave out. My arms and hands were practically useless and I was unable to dress myself. I could scarcely swallow and was rapidly losing weight, and choking fits were frequent. I had to take tablets several times nightly, otherwise I could not raise myself from the pillow.

'The situation at the moment is as follows. Neck muscles practically normal. Arms and hands much improved, but the left arm still not right. Legs improved, but still inclined to give out after walking (not shuffling) 100 yards slowly.'

Two months later, again came a letter. 'I am glad to say that the steady improvement in my condition continues. My eyes are much better and I can do without a shade for quite long periods. Indeed, I scarcely wear one unless I am reading or writing. Also the condition of my left arm is much better although somewhat weaker than my right arm. I can walk two or three hundred yards with ease and am perfectly happy when driving the car. In short, thanks to your treatment, from being an immobile hulk, liable

\* Ibid. Vide Appendix, 1.



to choke and scarcely able to eat, which was my condition when you started treating me, I am now almost human again.'

A married woman aged forty-four came with what she described as 'an awful attack of piles' which she had had for about three weeks. She was put on treatment for this complaint on 30th July 1963, and it ended exactly a month later. In her last letter she wrote 'I am now quite recovered and thank you very much for your great help.'

A woman aged sixty-three had symptoms of giddiness, arthritis in the upper spine and recent attacks of bronchitis and inflammation. Radionic analysis showed infective arthritis involving primarily the fourth cervical vertebrae with consequent subluxation. There was also some compression of the spinal cord as a result of herniation of the intra-vertebral disc together with some inflammation of the clavical muscles.

Treatment began on 25th February 1958, and ended on 27th November of that year. On 2nd November the patient wrote: 'I am so much better now that I would like to stop treatment for a little while and see how I get on.'

On 15th August, 1963, she wrote to say that she was again feeling wretched, so treatment was resumed on 26th August. She wrote again on 15th September: 'I cannot tell you how delighted I am to report that for the last ten days I have been feeling *much* better, and all the tension and the headaches seem to have gone.'

She reported finally on 4th November that she was 'feeling so very well again and really enjoying life'.

Further cases would be tedious, but scores could be quoted.

One of the commonest of all afflictions in the western world is the common cold which causes untold discomfort to millions every winter. De la Warr attempted to find a scientific cure for it. The procedure was to take a blood specimen of someone suffering from a cold in its early stages and then arrive at a reading of the dials on the diagnostic instrument which was in resonance with this condition. This proved to be 40652 from which, by subtracting each digit from 10, the rate for the remedy was 60458.

Setting the dials at this figure the next move was to seek a remedy giving resonance with this setting. It could of course be sound waves or some other suitable vibrational energy, or else a

chemical preparation. Since a remedy was wanted which could be made up in a chemist's shop a search was made in the last category. Possible chemical remedies were placed in the well of the diagnostic instrument and tested with the detector.

Four ingredients were found to be necessary. The next thing was to find out the correct proportions. This was easily done. Small amounts of each ingredient plus distilled water were added to the mixture until the detector called for a stop. In this way the basic formula for curing a common cold was arrived at in fifteen minutes.

A quantity was prepared in liquid form and it was called Cinnigen because its chief aromatic constituent was Cinnamon. The dose was fifteen drops in half a wine-glass of water. When tried out on a patient his catarrh was relieved in one hour and after the fourth dose on the following day all his symptoms disappeared. This was most encouraging and when given to some other patients every case was cured except one.

Cinnigen was then made up in tablet form and through the kind offices of the Meridian Textile Factory in Nottingham a test was carried out on factory operatives during the whole of a winter period. Before Christmas 74 per cent of complete cures had been registered and after Christmas the percentage of cures was 66. It was found that after Christmas influenza was more prevalent, but Cinnigen was not designed to cure this disease. All things considered, the score was unusually high. It seemed a good idea to put Cinnigen on sale, but as the Laboratories did not wish to combine manufacture with research work a company called Radia Products was formed in Oxford. There was no advertising, but in four years it sold 40,000 tablets mostly through repeat orders.

For many years now the medical profession has been trying to discover a cure for the common cold. Large sums have been spent on research work and every now and again we are told that the doctors are becoming hopeful. By radionic methods a formula was found at once and it has never been necessary to alter it.

Given a free hand it might be possible to arrive at chemical or other remedies for far more serious diseases, such as T.B. or cancer. But even if de la Warr did work out a remedy for cancer it would

be extremely difficult to have it tried out. A kindly American doctor in charge of the Department of Medicine in one of America's biggest hospitals said to him after visiting his Laboratories, 'Whatever you do, I would advise you not to produce a cure for cancer. It is the hard way in, as you would be practically slaughtered by the opposition.'

Even if de la Warr organised a private hospital he would not be allowed to engage a medical staff except for pure research. By the methods described above he has formulated an antidote for polio but he has not yet succeeded in having it tried out.

## *Treating Animals*

When treatment of patients by unorthodox methods is successful, sceptics fall back on a series of prepared positions; they seek some other explanation, however unlikely. Usually they contend that it is only a temporary improvement and that many months must pass before the cure can be regarded as permanent. This has the effect of pushing the unwelcome evidence out of the way so that they can forget about it. If, however, time passes and the cure does prove to be permanent they can argue that the patient would have recovered anyway without any treatment at all. Possibly, though, the case was a very serious one and before treatment showed every sign of worsening. If this is so they are likely to say that recovery was due to suggestion.

This is an extraordinary plea for a materialist to make for it means that by implanting a thought of good health in the mind of the patient who is suffering, say, from tuberculosis, forces can be evoked which may rid him of this fell disease. Yet by repeating the mantra 'Suggestion' it is somehow felt to discredit the Box.

Unfortunately for the plea of Suggestion there are many forms of life which can hardly be affected by it. You cannot tell a sick dog or a horse that it is going to get well because animals don't understand human language, nor can you persuade a cabbage that it should grow abnormally big by any process of Christian Science or Couéism. Non-human forms of life are therefore good subjects for demonstration, especially as they cannot develop obstructive traits of psychology.

Animals differ from humans inasmuch as they have no form of mind which is able to reason, to form mental concepts, or properly speaking to think, and their emotions are far simpler and more spontaneous. On the other hand human beings have a mental equipment which is only too likely to set in moulds of rooted notions, prejudiced opinions, which are powerfully reinforced by mechanical emotions. This has the effect of closing the mind to new ideas and the organism to healing influences. There are people



who literally cannot be healed, just as there are those who can never become operators. But animals are wide open to healing forces and so are usually better patients.

Thousands of animals are treated every year by radionics and it is seldom that they do not respond. They even learn to appreciate treatment and to know what suits them. The de la Warrs had a lovable old fox terrier under treatment at close quarters who would climb up into the beam of the Colorscope, but only when the colour was correct! When he judged that he had had enough he would jump down again and go home.

Does this prove that animals are guided by Nature to find their own cures? It is common knowledge that a sick animal knows how to look after itself. It will lay up, abstain from the wrong foods, and given the chance it will find its natural remedies, such as sword grass for constipation. The same thing is true of so-called primitive races whose instincts have not been dulled by civilisation, for Nature is only too anxious to look after her children if she is allowed to.

Not all animals, however, are well disposed towards treatment apparatus and with the larger ones there is a risk that they may do it damage. When Mina, the six-ton Dudley Zoo elephant, underwent treatment her keeper had to hold the radiation lamp on a broomstick in case she took exception to it.

Some eighteen months previously she had gone very lame in the near hind leg. Radionic analysis showed severely strained ligaments and tendons and some damage to the periosteum of the bones in the region of the 'ankle', which was obviously due to tearing away of the tissue fibres at the time of the original injury. Miss Smallbone, of Boars Hill, Oxford, gave broadcast treatment for three months and then added a radionic therapy lamp to the daily routine. Mina became practically sound and was left with only a slight drop of the left hip due to muscular weakness and because she had walked badly for so many months.

The commonest patients for lameness are naturally horses, quite a number of which have been successfully treated at or from the Laboratories and elsewhere. A typical case is that of 'Mr Brown', a five-year-old gelding. A month after being imported from Ireland he began tossing his head, jerking it from side to side,

and rubbing his nose, sometimes continuously for as long as three-quarters of an hour. These habits became so tiresome that he could hardly be ridden or exercised.

A radionic practitioner was consulted who diagnosed an injury to the nasal septum and a small growth set up in consequence. These were causing spasms and considerable discomfort. Radionic photos were taken which showed both the injury and the growth. Broadcast treatment then began, but for six weeks there was no improvement and indeed the horse could hardly put his head down to graze. This was one of those cases in which it took some time for the results of treatment to come through from the pre-physical to the flesh. After another six weeks of treatment all symptoms had disappeared and the owner wrote: 'Mr Brown is a completely normal horse again. I cannot tell you what a thrill it is.' When another radionic photo was taken it showed a clear plate.

There was no recurrence of this particular trouble, but a little later the horse went lame due to something which the same practitioner diagnosed as strain in the subscapularis. This was cured in about a week and the owner wrote: 'Mr Brown has become completely sound. The vet and I are quite staggered.'

A gelding developed lameness in the near fore-leg and came to the Laboratories for treatment in November 1959. Radionic analysis indicated injury to the posterior deep pectoral muscle, with consequent fibrositis of this muscle and spasm of the latissimus dorsi muscle. There were also defects in other muscles.

Treatment began in December and ended early in March 1960. Writing to ask for its discontinuance the owner said: 'I am very glad to report that the gelding appears now to be perfectly sound. ... It is wonderful to have him all right again in time for the summer show season.'

However, in December 1961 the horse was again lame in the same leg for no apparent reason. So treatment began once more on 28th December. The owner wrote in January that the horse had become rapidly worse until Christmas, but from 28th December had begun to mend daily. On 25th February she wrote again to say that the hunter was now perfectly sound.

Dogs are frequent patients and most of them respond well to



treatment. An Alsatian puppy belonging to Miss J. Riddell, of 169a, Heanor Road, Ilkston, Derbyshire, was brought to Mrs de la Warr. It was losing hair, had little appetite and was considerably emaciated. Diagnosis showed that she was suffering from nervous dyspepsia with inflammation of the mucous membrane and of the stomach. Treatment began on 10th May and continued until 12th October. Her owner then wrote: 'Just now I am amazed at Cheetah's energy and playfulness in spite of her only eating about 3 lb of meat in two weeks. Her stomach trouble has cleared completely and I am confident that she will gain weight.'

In August 1958 the case of a dachshund was analysed. He was suffering from twitching of a leg and dragging of the right hind leg and he cried out if the muscles were touched. He had had hard pad and also eye discharge. Treatment began at once and continued until 24th December with good results.

But in 1962 the dog was brought back for further treatment. He now had a pain in the back and was throwing his left hind leg. Analysis showed that there was impingement of the spinal nerves which were causing ischemia of the femoral nerve and general impairment of the peripheral nervous system.

Treatment was resumed in May 1962 and continued on and off until November. In January 1963 his owner wrote: 'I am sure you would like to know that Robin has made a complete recovery. It is quite incredible, especially as I had been told in late October that Robin would be a permanent invalid. Over the last two months he has become like a puppy, almost seeming to revel in his new-found strength.'

For an animal the process of diagnosis and treatment are precisely the same as for a human being. Mrs de la Warr is often asked to describe it in simple terms so that it can be more widely understood. This is not easy because there are nine stages in the technique of diagnosis alone. However, let us attempt it.

Like a computer the detector which is used for diagnosis is able to answer Yes or No. Virtually it answers Yes when a stick is felt, and No when there is no stick.

A stick appears when a suitable surface such as a rubber pad or a bakelite panel on the surface of the instrument is gently rubbed and the hand 'drags' and tends to stick to the surface. An even

pressure must be maintained, but there is no question of hard rubbing. There is a sudden increase of friction and the phenomenon appears to be related to micro-sound. Most probably the molecules in the surface of the rubber or bakelite momentarily store an electrical charge, as when a glass rod is rubbed on cat's fur, but as we shall see later there is more to it than this. The practice seems to be very ancient and there are native seers who use this same method with the help of wooden rubbing blocks.

A stick certainly depends upon the controlled thought of the operator. It appears only when there is resonance, and this is established when the operator tunes-in with the aid of a link such as a blood specimen, when the dials are correctly set, and finally when the dial settings are reinforced by a clear thought on his part corresponding to this setting. All these things contribute towards setting up a better state of resonance. This much was realised fairly early in de la Warr's work, but there was some subtle element connected with a stick which was only discovered years later. We shall see what this was towards the end of this book.

But what, now, are these dial settings? They correspond to the Rates of Vibration. What they are in themselves was for long unknown, but many years of practice showed that they correspond to definite thoughts and that they are perfectly reliable for diagnosis.

Two lists of Rates are used, one for diseases, the other for organs and various parts of the body. Thus the Rate for tuberculosis is 40·31. Because the first dial is graduated in tens, this dial is set at 40. The second and third dials are set for the 3 and the 1 respectively. Such a setting will be appropriate for tuberculosis in general. But to express 'T.B. in the Lung' the Rates for the respiratory system are referred to, where it is seen that the Rate for lungs is 776. So the next three dials are set at 7, 7, and 6, and the complete Rate is therefore 40·31(776).

If this setting produces a stick when the operator's thought is focused on tuberculosis, it does not necessarily mean that the subject has already developed this disease but that it exists as a potentiality in his pre-physical body and may develop later as a clinical case. Yet there may be tell-tale symptoms which give the operator clues as to where he should look for trouble. If there is a

cough, for instance, he can put the Rate for cough, 20·244, on his dials, search for locations and sub-locations, try out the Rates for the various troubles most likely to affect these parts of the organism, and having found them search for contributory causes such as bacteria, mineral imbalances and psychological conditions. In this way a detailed picture is built up and selective treatment can be given to the basic causes of the patient's ill-health.

The detailed case of an animal may help to make the procedure clear. The patient was a hunter mare suffering from a very irregular heart-beat, or extreme arrhythmia. Using a specimen of hair for a link, an analysis was made to discover the basic causes of the arrhythmia. It worked out as follows.

	Rate
Symptom taken: Extreme arrhythmia in association with areas of the heart, lungs, ductless glands and pancreas	50·129
1. Heart	5238
Intraventricular septum	3145
Scar tissue	80·4101
Sino-auricular node	2256
Lesion	80·8871
Purkinje fibres	4665
Trauma	10·92
Bundle of His	8526
Trauma	1092
2. Lungs	776
Pulmonary substance	4215
Inflammation	40
Lesion	80·8871
Vagus nerve	68·88
Inflammation	40
3. Ductless glands	689842
Pituitary	547
Hormone imbalance (adrenalin excess)	50·7905
4. Pancreas	10968
Islets of Langerhans	99719
Protein imbalance (trypsinogen)	10·222 (3133)
Mineral imbalance (calcium)	30·528 (3204)

*Treatment*

Lesion of Sino-auricular Node	20·2239 (2256)
Trauma Purkinje Fibres	90·18 (4665)
Lesion Pulmonary Substance	20·2239 (4215)
Inflammation of Vagus Nerve	60 (6888)
Protein into Islets of Langerhans	3133 (99719)
Hormone into Pituitary	939 (547)

On the basis of this diagnosis, broadcast treatment was given as follows:

Lesion of the auricular node	20·2239 (2256)
Trauma of the Purkinje fibres	1092 (4665)
Lesion of Pulmonary substance	20·2239 (4215)
Inflammation of vagus nerve	60 (6888)
Protein into islets of Langerhans	3133 (99719)
Hormone into pituitary gland	939 (547)

It was a difficult case because scar tissue in the overstrained heart muscle was obviously slowing down the passage of the nerve impulses across the heart, the nerve impulses which control the rhythm of the heart valves. A vet using ordinary methods could hardly have done anything to relieve it, nevertheless under radionic treatment the horse improved remarkably.

Even when animals are in so-called normal health it is possible to improve it by radionic treatment and to make them more profitable to farmers, particularly in the case of cattle. For a farmer who relies for his profits on rapid fattening of his stock it might be worth his while to pay for treatment provided it cut down the time during which they had to be fed. But of course it would not be economic if the costs of treatment were too high.

For individual treatment the costs might be four guineas a month which would be too much to pay if a whole herd were in-



volved, but de la Warr thought it might be possible to apply mass radionic treatment at reduced fees.

He was approached by a farmer who fattened cattle for resale on a short-term basis and who suggested buying a herd of thirty-two Friesian heifer yearlings, half of which would be treated for fattening, the other half used as controls. De la Warr agreed, and included prophylactic treatment against the wasting condition known as husk. The links used were a few hairs from each animal.

After a fortnight the farmer wrote: 'You will be pleased to hear that the treated animals appear to look brighter than their opposite numbers in the untreated bunch.'

Later he bought another herd of fifty cattle, and after half of them had been treated for five weeks he telephoned to say that he had brought the whole herd into the farm compound and was able accurately to pick out the treated from the untreated animals. Also he wrote: 'I am pleased to say that although the treatment has so far been carried out for only just over five weeks, there is a noticeable difference between those treated and those not treated. At the present time the difference is mainly in general appearance, particularly in their coats, and also in an attitude of general contentment. There is also a physical change which is noticeable in their bodies as distinct from shoulders and haunches, but this difference is at present not pronounced enough to enable me to describe it.'

Energy has to be supplied judiciously just as it has when it is drawn direct from Nature. If the air is too strong it may upset us, and the Sun can give us sunstroke. So operators have to watch their patients carefully or they may get an overdose.

To test the sensitivity of animals to radionic treatment a series of experiments was made by the Teleologic Foundation, Miami, Florida, in which dial settings were used to convey to a rat, cat or dog some definite stimulus. It was found that the effect of castor oil could be passed to a rat, that a rat could be made mortally afraid of a cat - and a cat of a rat. That a rat could be made to develop such a complex about its right leg that it could no longer walk on it and that the salivary glands of another rat could be so stimulated that it ate to bursting point.

## *Blessing and Cursing Plants*

Human beings and animals depend upon vegetation, vegetation depends upon the soil, and the soil depends for its fertility on the micro-bacteria. In days gone by when men were close to Nature and felt themselves part of a living organic whole, it was customary to bless the crops. This is still done, but scientists regard it as naive superstition, a relic of the times when fertility rites were practised. But is there really no practical value in blessing the crops?

It has been found possible to link up with a vegetable and treat it radionically in the same way as with an animal or a human being. Plants and trees have their force fields, and extruded juice or a leaf or even a photograph serves quite well as a link. Also it is found that plants are closely connected to the soil in which they grow and especially to the micro-bacteria. It seems, too, that these micro-bacteria are associated with the rise and fall of the electrical charges which appear to lie in pockets and which greatly increase the soil's fertility.

Treatment of the soil itself can be very effective because it is absolutely necessary to have a correct balance between the soil's organic and inorganic constituents. Radionic analysis will show what trace elements are lacking and what extra stimulus the organic elements need. Like a human being the soil may be sick if it has been treated with chemical fertilisers. It may contain many elements which are virtually 'locked' and unavailable to the plants. What constitutes availability and how it can be produced is unknown to scientists, but it appears that radionic treatment of the soil promotes transfer of the necessary trace elements to the root of the plant by facilitating the exchange of ions.

The Laboratories carried out experiments in which seedlings, or the soil, were radionically treated through a link such as a photograph. In some cases treatment was broadcast to farms hundreds and even thousands of miles away, but no matter what the distance the effects were most marked.

A typical experiment was carried out under the supervision of Dr E. W. Russell, of the Department of Agriculture, Oxford University. A strip of land was divided into ten plots with control and treated plots chosen at random by Dr Russell. Lettuces were taken as a short-term crop. Five of the plots were photographed before planting and these photos were irradiated at the Laboratories. Three weeks later the lettuce seedlings were planted in both plots at 9-inch spacings. Treatment of the treated plots continued for another twelve weeks, after which the plants were taken up and weighed under the supervision of the Department of Agriculture, Oxford University.

A little later Dr Russell wrote:

1. The treatment appeared to give you rather more lettuces than the control. I note that the period during which the lettuces died on the control plots was shortly after transplanting. . . . The effect is not very large - one out of 60 on the treated, and 7 out of 60 on the control.
2. The treatment tended to give heavier lettuces in spite of the fact that there were more lettuces per plot (for a gappy plot usually has plants which on the average are rather heavier per plant than a plot carrying an even stand). The differences in weights were:  
     11.6 oz per lettuce treated.  
     9.8 oz per lettuce control;  
     giving a difference of 1.8 oz. or 18 per cent, due to treatment. This difference is considerably larger than can be accounted for by variations in soil fertility between plots, and the chances are 1,000 to 1 that it is due to treatment.
3. If one allows for the fact that there are more lettuces on the treated plots and that these are heavier than the control plants, the increased yield per acre (or unit area of garden) which is due to the treatment is 32 per cent, i.e. the yield per plot increased from 520 to 686 oz, or by 166 oz.
4. The quality of the lettuces as judged by 'eye appeal' was the same on the control as on the treated plots.

Just as with an animal or a human patient, distance seemed to make no difference. At a farm in Scotland twenty-two acres were

planted with twenty-two separate plots of carrots. Seventeen of these plots were then treated from Oxford while the remaining five were used as controls. After six months of treatment it was found that the carrots grown in the treated plots showed an increase of 20 per cent over the controls, and the eye appeal was considerably enhanced.

These and other experiments were so promising that in 1956 it was decided to try irradiating some suitable substance with radionic energy patterns in order to convert it into a plant nutrient. The substance chosen was vermiculite which is chemically inert and insoluble in water. For seven hours a stream of it was blown in front of a specially designed lamp. It was then sown, together with seeds, in boxes, using one part of seed to two of vermiculite.

Forty-three separate experiments were carried out with mustard seed, kale, carrots, rye grass, grass ley and oats. As many as 333 experimental units were used and 144 controls. Six experiments were abandoned; of the remaining 37 experiments 32 produced significant results. The average increase in growth of the treated crops over the untreated in the latter 32 was 91 per cent.

Here are some of the actual results. Treated vermiculite mixed with mustard seed produced an increase of about 88 per cent over all the controls, and the same treatment applied to rye grass showed an overall increase of 126 per cent as green matter and 108 per cent as dry matter. When a similar experiment was carried out by planting the mustard seed in glass jars filled with tap water there was a differential increase of 300 per cent. It was found that the increase due to treatment lasted at least 94 days.

When the mustard seed was replaced by a grass ley, three good crops from the treated seed were cut in five months and it grew better at each cutting.

In a field experiment Milford S.225 oats were sown, mixed with about 20 per cent of vermiculite. As a result the treated crop amounted to 40 cwt an acre as against 16 cwt for the control, an increase of 281 per cent over the control.

Various experiments showed that the protein content of some grass leys rises with treatment. When pots were planted with spring oats mixed with vermiculite, the treated oats far surpassed



## MATTER IN THE MAKING

the controls in weight, numbers, ratio of seed to chaff, straw weight, etc. The comparative increase in weight of the threshed grain was 241 per cent and the increase in the number of panicles was 219 per cent. The number of blinds in the treated oats was 350 per cent less than in the controls and the weight of straw 100 per cent greater.

Successful treatment of crops at a distance is so contrary to accepted ideas of what is possible that it may seem in need of supporting evidence. Have similar experiments been carried out in any other country?

As long ago as 1951 the *Pennsylvania Farm Bureau Mirror*, a leading agricultural newspaper in America, reported experiments on the broadcast treatment of crops by a research group using an aerial photo supplied by the farmer. The experiments were so successful that a Research Foundation was formed in Harrisburg.

It was reported that potatoes treated by broadcasts from as much as 200 miles away yielded from 13 to 22 per cent more compared with potatoes on control sites. Caterpillars on walnut trees were controlled by broadcasts 80 miles distant.

*The World Science Review* reported: 'So convinced are many American farmers in the area, that when offered this treatment for their crops on a "pay on results" plan, everyone paid.' A large cotton-growing company, it is reported, were so pleased with the results on test plots that they planned to use radionic treatment on their entire 2,500 acres. They anticipated a saving of \$20,000 in insecticides and spraying.

Since 1951 great strides have been made and the method is used in many areas. It will be seen that this is parallel to some of de la Warr's experimental work, but on a considerably bigger scale.

Letters from an Associate of Borderland Sciences Research describe further experiments in crop treatment. After interviewing the President of a company engaged in this work he wrote:

'In treating for insects the reagent in the well of the instrument can be anything which will be antipathetic to the insect - eucalyptus leaf, red-wood bark, stink weed, and many other botanicals. Included in almost every group of reagents is a small crystal tungsten nickel fluoride. A small sample of a commercial insecti-




FIG. 1

Early form of Diagnostic Instrument where either the bakelite surface or the rubber detector can be rubbed by the hand or finger.




FIG. 3

Colorscope used for treatment purposes, showing chassis withdrawn.



FIG. 4

Mustard Seed Experiment. Four identical pots of mustard seed and soil prepared and No. 3 pot was 'treated' daily with thought energy.



FIG. 5

The Religious Research Foundation of America under the supervision of the Rev. Franklin Loehr has for some years been carrying out experiments on praying to plants to increase their growth. The lima beans on the left of the photograph had the prayer boost and those on the right did not.

## BLESSING AND CURSING PLANTS

cide known to destroy the particular type of insect concerned may also be used. In most cases reagent samples are used in combination.

'Within 20 minutes the insects are driven away or die from digestive upsets. The interesting aspect of this work is that treatment may be confined to a sharply delineated area. For such selective control a negative of an aerial view is first prepared. Special lenses are employed which give extremely sharp detail. From the negative are excised those areas which are not to be treated. This can be done within such tolerances as the width of a plow furrow. The remainder of the negative is inserted in the instrument and treatment proceeds, but only to the plants in the uncropped negative areas. Positives, or prints from the negative, will also work satisfactorily, but not as well as the negatives.

'I have seen aerial photographs taken (after a series of treatments) of various farm crops. Test crops within the treated area, cropped from the negative, were different in coloring as a result of insect ravages, stunted or delayed growth. Surrounding such plots and up to but not beyond the borders of adjoining farms, the crops were in luxuriant growth. They had yields of 2 to 3 times normal. I have also looked at volumes of data being accumulated by the company from farmers in several Eastern States. The Farm Bureau of one State has given \$25,000 for further research. The U.S. Department of Agriculture is co-operating with the company in tests in certain southern States and is making available a series of test plots at one of its experimental stations. Applications for patents on the equipment and process have been made to the U.S. Patent Office.'

Another letter describes how it has been found that the operative factor seems to be the emulsion on the film. When scraped off the plate and placed in the well of the instrument it produced equally good results. In one series of tests a crop was treated from the top of a mountain 100 miles away from the farm.

Here it will be noticed nothing is said about the use of controlled thought and presumably the instruments worked quite well without it.

Returning to the vermiculite experiments which began so promisingly, the next step was to attempt applying this technique



in such a way that any farmer or horticulturist could take advantage of it. So further experiments were carried out in conjunction with the well-known firm of Twyford's Seeds. All seemed set fair, but to de la Warr's dismay the phenomenal increases in growth failed to occur when the experiments were conducted by employees of the firm who no doubt were highly sceptical. Once again the personal phenomenon had appeared, the factor which so often has snatched success away from him when it seemed within his grasp.

Was disbelief something which could exert a negative force as in a patient (so well-known to doctors) who is convinced he will never get well? On the other hand, was faith or trust a positive force which could reinforce the effect of a treatment set, or even act effectively unaided? Another experiment was carried out in which only untreated vermiculite and mustard seeds were used, but the operators who tended and watered the plants were told that certain of them were growing in *treated* vermiculite.

The result was sensational. The seedlings growing in *supposedly* treated vermiculite far outstripped the controls in growth (Fig. 4). This seemed to prove that by the unaided power of thought it was possible to increase the number of atoms flowing into a plant. It was too much for one of this country's leading physicists who on being told of the experiment said: 'Mr de la Warr, I don't believe you. If you can affect the number of atoms in a growing plant by your thought process, we must revise our concept of what constitutes matter.'

It is hardly surprising that he took this view. Plotinus in his doctrine of Levels described an 'overflowing' from each higher level of existence into the level below. This is certainly what appeared to be happening on an extremely small scale in the case of the plants. But it goes against the law of the Conservation of Energy which is one of the corner-stones of materialist science.

It seemed possible that if unbiased people using no instruments carried out the simple process of Blessing the Crops it might show positive results. So readers of *Mind and Matter*, the quarterly journal issued under de la Warr's auspices, were invited to volunteer for an experiment of blessing soil and seeds before planting and also daily after watering.

The results were varied. Some readers wrote condemning de la Warr for presuming to bless anything at all! Others carried out the experiment with varying degrees of success. Mr J. Rawson, of Easingfold, Yorks, found a 53 per cent increase in weight, or 5 oz in his blessed plants as against 3¼ oz in his un-blessed. In other cases there were far more weeds germinating in the blessed pots. One experimenter in Holland was disconcerted to find her control plants outstripping the others, but she persevered and eventually the faster-growing plants became long and weak with few flowers while the others were short but strong and vigorous with many flowers.

Anyone can try this experiment for himself, but certain precautions must be taken. Plants may happen to be connected in some way so that a blessed plant can further the growth of a control. In one experiment at the Laboratories a long zinc tray in which the plants were placed seemed to make an electrical connection between the pots. It is better if the pots are isolated, and of course the amount of water given to each must be precisely the same.

Some people felt that all this was nothing but prayer and that only clergymen should do it. Actually clergymen have carried out similar experiments with marked success. One of them, the Rev. Franklin Loehr, Director of the Religious Research Foundation, Los Angeles, was encouraged by Dr J. B. Rhine's work to research into the power of prayer.

In some of his experiments, which were carried out by a prayer group, identical seeds of corn, lima beans and peas were planted in bread pans, but the water used for watering the test plants was blessed by the group while the controls were watered with un-blessed water. The blessed corn and beans far outstripped the un-blessed, but for some unexplained reason both lots of peas grew equally well (Fig. 5).

This gave Mr Loehr the idea that some adverse factor had counteracted the prayer for the peas and that it might be possible to retard growth or even kill plants by cursing. So another series of experiments was carried out in which some seedlings were blessed and others were cursed (Fig. 6).

The effects were even more marked than the previous ones. In

an experiment with corn kernels, sixteen which had been prayed for appeared on the positive side while only one appeared on the negative side. And after a further period of cursing it ceased growing and died. A mathematician quoted the odds against this having happened by mere chance as two million to one. Mr Loehr, who is a qualified chemist, says that he hopes one day we shall be able to use this method of killing off unwanted organisms, such as malignant growths.

Hundreds of experiments were carried out by Mr Loehr's groups over a period of years and just as with the Prayer Circles mentioned in a previous chapter some groups were more effective than others, while certain individuals were outstanding.

Why is this? It seems that resonance is more easily established by some people than by others, and regarded psychologically resonance is a reflection of what we call love or compassion. It cannot be commanded. Some doctors have it and they are usually very successful with their patients; in others it is lacking.

Love is highly important to our psychological growth. Some pets such as dachshunds sicken and die if they are given no affection. The same thing can happen with human children. In Hitler's famous experiment in eugenics, carefully selected women were mated with the pick of his S.S. troops, but instead of leaving the progeny with their mothers they were put into institutions where although they were given every material care they were not given maternal love. As a result they became so weedy and mentally deficient that they were sent to the gas chamber.

There is resonance on all levels. Just as there is a connection between mother and child, so there is between a plant and a cutting taken from it. The mother plant acts as a kind of protective tonic to its child and helps it to grow: Mr J. I. Rodale, editor of *Organic Gardening and Farming*, has described such an experiment with coleus plants. When the parent plant of a cutting is destroyed the cutting does not thrive to the same extent as a similar one whose parent plant survives. And the remarkable thing is that it makes no difference if the parent and child are separated by many miles. They are connected in the fifth dimension.

There is sometimes resonance between creatures of very different species, and between any two creatures provided they belong

to the same species and have somehow established rapport. In 1852 a Frenchman named Benoit conducted an experiment to discover whether there could be rapport between snails. First he paired off some fifty snails and allowed them to become well acquainted by living together in separate pairs. He then marked each pair with a similar letter, sending one member of each pair to America and keeping its fellow snail in Paris. When at an agreed time a snail in Paris was given an electric shock, its fellow in America reacted in sympathy and began to behave strangely, thus enabling a coherent signal to be sent to and from America.

If we lived in a space-time continuum and there were no other dimensions, neither resonance nor phenomena of this kind could be explained.



## Two kinds of Music

Resonance between corresponding notes and chords in different octaves, or in similar octaves of different kinds of radiation, links the Universe together on all levels. What does this mean?

The Universe consists of various kinds of energies and matter. Each energy can be regarded as a vibration or a pattern of vibrations, whether it is heat, light, electricity, thought, sound, or whatever. Furthermore, both sound waves, which are vibrations in air, and the vibrations of the electromagnetic spectrum, which take place in a so-called ether, are arranged in a series of octaves.

If we produce a note, or a wave-form of sound, it can resonate with components of a corresponding note or wave-form in, say, a radio-wave band or in some higher octave such as that of light. Various experiments have shown this. For instance, Professor Tyndall discovered that flames would respond to sounds, especially to those of higher pitch. Various energies from the Sun interact in the biological sphere and promote growth.

Since we live in an atmosphere which acts as a medium for sound waves it is only to be expected that we should be able to use sonic vibrations of some kind to resonate with higher octaves and so connect us with higher levels of existence. This, no doubt, is why music according to legend was given to man by the gods. The inner meaning of music was once an important part of all the great religions and a practical guide to the art of government and the ordering of society.

'Music,' says Confucius in the *Li-ki*, 'being intimately connected with the essential relations of beings and the vital spirits of men tuned to the tone of heaven and earth, they thus express all the frequencies of heaven and earth, as several cithars all tuned to one tonic, Kung, equally vibrate together when the note Kung is sounded.' At one time the Chinese based good government and morals on observance of the harmonic rules laid down in their musical canon.

In ancient Egypt Hathor, Goddess of the Supersonic Heights, was represented wearing a head-dress resembling a tuning-fork. India's Parvati, wife of Shiva, is said to have symbolised the etheric vibrations evoked in Shiva, the God-head, by the ordered frequencies of trained harmonic thought-power. This is particularly remarkable in view of de la Warr's discoveries.

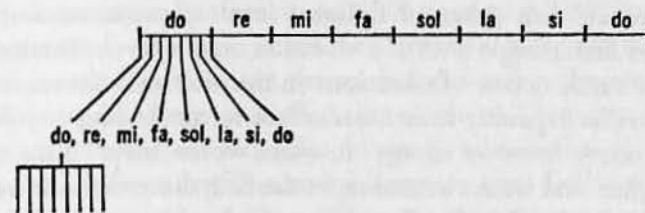


FIG. 7

Diagrammatic representation of the expression 'the inner octaves' used by Gurdjieff. (From *In Search of the Miraculous* by P. D. Ouspensky, published by Routledge and Kegan Paul).

The Druids of Britain had a profound knowledge of harmonics, much of which was contained in their great library at Bangor until it was burned by the Christians. Even today there is some glimmering of understanding among scientists that physics and religion are connected by the laws of harmony. In a B.B.C. broadcast Professor E. N. C. Andrade said, 'The electron that answers to harmonic frequencies as do crystals and our nervous system also, leads us to the doorway of religion.'

The music which we know today is not at all what it was originally, for it no longer depends upon inner octaves. Instead of octaves within octaves, music is much coarser in spite of its elaboration, for it has lost its finer shades of tone and much of its objective power.

Speaking of these inner octaves, G. I. Gurdjieff, as reported by P. D. Ouspensky,\* said: 'Each note of any octave can be regarded as an octave on another plane. Each note of these inner octaves again contains a whole octave, and so on for some considerable

\* *In Search of the Miraculous*, by P. D. Ouspensky (Routledge and Kegan Paul).

way but not *ad infinitum* because there is a definite limit to the development of inner octaves.'

He went on: 'These inner vibrations proceed simultaneously in "media" of different density, interpenetrating one another; they are reflected in one another, give rise to one another; stop, impel, or change one another.'

These media are sometimes called 'The ether', but there is probably a series of ethers.

Gurdjieff then spoke of different levels of existence and explained that a single note of a vibration on one level contained in itself a whole octave of vibrations on the next level above. It will be seen that in passing to an inner octave we are dealing with finer, more active forms of energy. In other words 'inner' is the same as 'higher' and we are ascending in the fifth dimension. And each level is associated with a finer form of ether.

In another talk Gurdjieff said: 'Objective music is all based on inner octaves. And it can obtain not only definite psychological results, but definite physical results. There can be such music as would freeze water. There can be such music as would kill a man instantaneously. The Biblical legend of the destruction of the walls of Jericho by music is precisely a legend of objective music. Plain music, no matter of what kind, will not destroy walls, but objective music indeed can do so. And not only can it destroy but it can also build up. In the legend of Orpheus there are hints of objective music, for Orpheus used to impart knowledge by music. Snake charmer's music in the East is an approach to objective music, of course very primitive. Very often it is simply one note which is long drawn-out, rising and falling only very little; but in this single note inner octaves are going on all the time and melodies of inner octaves which are inaudible to the ears but felt by the emotional centre. And the snake hears this music, or more strictly speaking he feels it and he obeys it. The same music, only a little more complicated, and men would obey it.'

Even plain music can produce very definite psychological effects and affect health and the processes of growth. For thousands of years it has influenced social trends and even the psychology of entire civilisations. Indian music with its subtlety and its quarter-tones, yet lacking the energising elements of western

music, tended to make the people dreamy and meditative. On the other hand the music of the Egyptians with its third-tones and its lesser degree of subtlety produced something more like the scientific type of mind. The process of coarsening in music was carried a stage further by the Greeks and passed eventually to the whole of Europe. It embraced only the half-tone, and with it there came the beginnings of scepticism, agnosticism and materialism.

In these days the power of sound for good or evil is little understood. Wave-forms of sound will resonate with vibrations of thought and emotion, and the educational authorities are beginning to realise its possible effects on children. There is a Society of Music Therapy of which Sir Adrian Boult is the President, and a number of nursing homes and hospitals give facilities to this Society for treating patients. There are training courses for the Society's members. On the other hand if the amplitude of sound-waves is too great they can produce dangerous bodily effects. This is one of the curses of modern civilisation for it is impossible now to escape from the nerve-racking din of motor traffic, the roar of industrial machinery, the scream of jets to which will soon be added the racket of hundreds of helicopters and many more supersonic bangs. Doctors are now agreed that many terrible maladies, such as coronary thrombosis, are connected with noise and perhaps it is not surprising that there are now at least two million deaf people in Britain alone. All this is due to the application of a science which contains the seeds of violence, a science which is disharmonious.

Harmony in the form of plain music can promote the growth of plants. Dr Singh, Head of the Department of Botany in Annamalai University, Southern India, found in 1950 that he could speed up the streaming movement of protoplasm in plant cells by sounding an electrically-operated tuning fork for half an hour at a distance of six feet from the plant. Encouraged by this success, he tried a violin, a flute, some instruments of the mandolin type and the human voice. These also produced similar effects. The most potent agent was the violin.

The next thing was to discover what effects it would have on a plant if it were given a concert of music for several weeks or



months. So for several weeks a stringed instrument called the veena was played daily near a batch of pepper plants which grew much faster than similar plants beyond the music's range. They increased their height by 90 per cent and their fruit yield by 103 per cent.

A violin at pitch 5 was also played for 25 minutes daily to specimens of *Mimosa pudice*, Shelley's 'sensitive plant'. After several weeks they had grown to four times their original height while control plants had only doubled their height. They also branched more profusely and grew five times more leaves. Balsam, tapioca, petunia, cosmos, sugar cane, onions, garlic and sweet potatoes all showed similar results.

Besides this, two generations of seeds of musically stimulated plants and cuttings carried on the improved characteristics. This was an extraordinary thing to happen because it meant that positive changes had occurred in the chromosomes. Subsequently Dr Singh found that musical treatment had actually increased the chromosome count.

He experimented with transmitting sound waves to plants through air, water and earth. In one series of experiments some marigolds were induced to grow 60 per cent taller and flower a fortnight earlier by a co-worker, Miss Stella Ponniah, who danced the Bhorata Natyan dance daily for fifteen minutes close to the plants. This may strike the scientific mind as impossible and even ludicrous. Yet what does Science know about Sacred Dancing? Thousands of years ago sacred dances were practised in order to generate energy which was broadcast to the crops.

Music, dancing, can be an expression of that rhythm and harmony which belongs to higher levels of existence in the multi-dimensional world, and because of this it is a suitable channel for introducing these characteristics into our material world. This was once the clearly understood function of all the Arts, and in fact they were united with Religion and Science. But a time came when they began to drift apart and degenerate. Religion has lost most of its special wisdom and power to raise men to higher levels; Science is no more than a reflection of our senses; and the Arts have collapsed into the flat. A new Religion-Art-Science is needed which can recover what has been lost.

De la Warr realised this, at first dimly, but as time passed more clearly. His discoveries relating to the basic importance of sound, or pressure waves, seemed to be a step in the right direction; it was necessary that they should be accepted and that other people should come into the field and help lay the foundations of a different mode of thought and practice. But how was this to be done?

*Instruments and Operators*

One of the most convincing ways of getting people to accept a new principle is to persuade them to practise it and find out for themselves that it works. So a good line of approach was to design and construct the best possible radionic instruments and train as many willing and suitable operators as could be found.

Since de la Warr first began to design radionic instruments over twenty years ago they have changed a good deal both in efficiency and handiness. One of his first diagnostic instruments, made in 1943, was almost too heavy to lift. It measured  $26" \times 23" \times 8"$  and could take a full-size X-ray plate in the left-hand panel. This panel was illuminated to show up the negative, and the sliding cursor could be passed right over it. This was in the very early days and although they did not know it at the time, the emulsion on the negative photograph was replacing the blood specimen as a link.

Next year this massive assembly was scrapped in favour of the Portable Model which was so successful that it remains the standard instrument to this day (Figs. 8 and 9). However, although it measured only  $13" \times 10\frac{1}{4}" \times 5"$  it was still too bulky for travelling and so a Miniature Diagnostic was designed which was no more than  $11" \times 7\frac{1}{4}" \times 1\frac{3}{4}"$ . This proved to be a very satisfactory little instrument and was particularly suitable for despatch by air to countries abroad.

But a time came when operators wanted something even smaller than this, a set which they could take on holiday and even carry in the pocket for personal treatment. So once again a new model was designed, the Pocket Diagnostic, which measures only  $5\frac{1}{2}" \times 3\frac{1}{2}" \times 1"$ . It may be that still smaller models will make their appearance but meanwhile this pocket-size set is extremely sensitive and quite satisfactory within its limits.

We may see similar developments in broadcast treatment sets. Operators with large practices would find small sets very useful. With sixty or seventy broadcast instruments a great deal of floor-space is needed, especially if there are other instruments to be housed,

such as Colorscopes (Fig. 3) and acoustic treatment sets. Already a miniature broadcasting instrument has been designed which occupies less space, so that seven can be accommodated in a space formerly taken by five. There is also a new treatment set which can work while carried in the pocket, or which can be put under the pillow to give treatment during sleep. Miniaturisation in general is rapidly developing. When, as in America, it is possible for a suspicious wife to present her husband with a pair of pyjamas with transmitters in the buttons, it is probable that the broadcast treatment sets of tomorrow will be very small indeed. We may even see therapeutic buttons and 'anti-flu jackets' for winter wear.

There is not quite the same scope for reducing the size of the Colorscope, but something has been done. The principle of the Colorscope with its eight turrets was to overlay a selection of colours one on top of the other and then add the micro-sonic radionic patterns. These V.H.F. sound waves reflect well from hard surfaces and blend with the colour energies for treatment. It became necessary to reduce the size of the apparatus and so a small 'still' projector is now used in which the colours are mixed by means of composite slides made up of six or more vertical clips in the one frame. The colours are chosen to suit the patient's condition and projected out of focus in a darkened room.

Was it possible to improve on the friction pad which enabled the operator to obtain a stick? As has been mentioned earlier, friction pads of various kinds have been used since time immemorial. One type favoured by native seers, such as the aborigines of Alice Springs, consists of a circular wooden block with a handle which is rubbed with a circular motion across the top of a three-legged stool. The preparation for making the stool is a most serious business and it involves impregnating it with juice from certain leaves both before and after fabrication.

In the Tonga Islands the object rubbed may be a sacred cuttlefish on which an ancestor has made certain marks and symbols before his death. Other tribes use snake-skins, hides, bear-skins and so forth, but always the object seems to be to establish resonance with some other person, alive or dead, or with hidden forces.



In more recent times, especially in America, there arose the friction pad surfaced with wood veneers, photographic plates, polished metal, plastic or rubber. Of these de la Warr found rubber the most satisfactory.

But perhaps if he could find the cause of a stick he might be able to think of something even better.

There was still a shadow of doubt as to whether an involuntary muscular and nervous reflex action might increase the pressure on the pad. This theory could find some support in Egyptian bas-reliefs in which a water diviner is shown with arm extended and fingers grasping a pair of hinged but slightly separated bells. A nervous reflex response would cause the hand partially to close and the bells to come together.

So the de la Warrs carried out an experiment with a micro-pressure switch which was so sensitive that it would respond even to the pressure due to blowing on it, which closed the circuit and allowed a current to flow. This was arranged in such a way that the operator's finger was resting on the switch and the current flowing, as indicated by a pilot light. When the pressure of the finger slackened a little the light began to flicker, but this did not vary when there was a condition of stick, so presumably there was no increase of pressure.

To test an alternative theory, that the electrostatic charge on the rubber increases when there is a stick, a diagnostic instrument was insulated on amber blocks and its frame connected to the terminal of an oscilloscope, which is a sensitive voltmeter. Working in complete darkness the blood specimen of a cancer patient was placed in the well, and while the detector pad was being operated, the trace on the oscilloscope was closely watched. Each time the detector was rubbed, the oscilloscope registered a small electric potential. The dials were turned slowly in succession, until especially good peaks were produced. And these peaks gave a combined figure on the dials of 8078, which is one of the rates for cancer.

It is known, of course, that when a conductor cuts the lines of force in a magnetic field it causes a momentary flow of electricity in itself, the conductor, so another theory is that in working the detector the operator cuts the lines of force in the subject's mag-

netic field and induces energy of some kind in his own, the operator's, hand. But this does not explain why some people should be able to manipulate the detector better than others, and others again should not be able to manipulate it at all.

This question of why some people make good operators and others do not is a puzzling one because it does not seem to depend upon 'faith'. There are some who appear to be quite open-minded and yet who cannot work the detector. The de la Warrs have tested more than a thousand people and have found that about 70 per cent can work the instrument to some extent, especially with training, while the remaining 30 per cent can get no reaction whatever.

They have drawn up a table of Ability Quotients which is useful when accepting or refusing pupils for training.

<i>Ability Quotient</i>	<i>Standard of Operation</i>
20	No response.
30	Very little response.
40	Minimum response in order to qualify.
50	Minimum response suitable for a practitioner.
60	Average response, suitable for a practitioner.
70	Very good response, suitable for all purposes including research.
80	Excellent response, suitable for all purposes including research.
90	Unusually good response.

There is no need for anyone to have a high A.Q. in order to become a good operator. Many begin with a figure no higher than 40 and their ability increases to 50 or more. There are plenty of practitioners with quotients of 50 who, although successful in most cases, have difficulty *at times* in interpreting the reactions.

Many people ask to be tested as possible operators more in a spirit of idle curiosity than with a sincere desire to become practitioners. They want to see if there is anything in it much as someone might ask to have his fortune told from a tea-cup. Some-

#### MATTER IN THE MAKING

times they merely want to prove that nothing does happen and are satisfied when nothing does. Most of the A.Q. 20s are people whose minds are tight shut to anything positive. Aldous Huxley wrote about 'organised lovelessness'. Non-operators are likely to have been affected by this prevailing trend in bureaucracy.

Up to a point it is possible for a child to operate a detector, but worldly experience counts. Open-minded doctors get very good results because their medical training helps them. So, too, do people who look after children or animals provided they are fond of their work. Farmers are often successful if they love the soil and have a tender feeling for growing things, but farmers who are no more than commercialists seldom achieve very much.

At a time when so much attention is given to crude physical health it is strange that so little account is taken of Wholeness, which means harmony and balance of the whole organism. This may seem a peculiar thing to say in days when we have a National Health Service and when psychiatry is so popular. In America it is said that hardly anyone who can afford it fails to consult a psychiatrist and in other countries the craze is only a little less exaggerated. But medicine has become mechanised and psychiatrists deal chiefly with repressions, fixations and the like, which are merely symptoms of a lack of something more deep-seated. If a man is Whole it is natural for him to be open and well disposed towards other people and indeed to all living creatures; natural for him to be open to new ideas and not be immovable on a pedestal of fancied knowledge; natural, too, not to be soured and corroded by all the ugly emotions on which so many people feed.

It is people of this kind who make the best operators and who are the best advertisement for the value and validity of these radionic discoveries. But unhappily their numbers are small and in default of *automatic* instruments for diagnosis and treatment which anyone could work, it was necessary to produce further evidence so striking that scientists would be compelled to accept it.



FIG. 6

The ivy plant on the left was blessed at intervals and the one on the right was 'cursed' and it withered and died after five weeks. (With acknowledgments to the Religious Research Foundation.)



*The Temperamental Camera*

Science will not accept the truth of anything unless the proof of it is repeatable, and moreover repeatable by anyone who wishes to assure himself. Professor X may claim that he has discovered a new kind of radiation which is a powerful contraceptive, but however convincing his arguments and exalted his position, Science will not believe him until a considerable number of people have tried it out and found that it works.

Almost from the beginning of his experiments de la Warr looked for this kind of supportive evidence. It was all very well to claim that by controlled thought a Table of Rates had been discovered which served well for accurate diagnosis, or that resonance could be established between an operator and a crop of cabbages by means of which it was possible to stimulate their growth, although only 70 per cent of operators could repeat these experiments. To carry conviction, something less subjective was required, and so he turned to photography and developed an instrument which could operate in the pre-physical world.

Several types of camera were made and at first it looked most promising. Photographs of directional beams from atoms and molecules, disease conditions, the growth potentialities of plants, and other things were successfully taken at the Laboratories, but unhappily the subjective factor remained. A classic example of this occurred when Dr Charlesby came down from Harwell at the request of Lord Glyn and it was found that his very presence prevented an image from appearing on the plate, although a perfect photograph was taken soon after he left the room.

It gradually became clear that pictures could only be taken when Mr L. P. Corté, their chief assistant, developed the plates, loaded the Camera, or took some part in the process. Yet there could be no question of delusion or fraud because the images were repeatable under test conditions. Also Corté had no permanent opportunity of cheating even if he had wished to.

A time came when more than 6,000 exposures had been made




FIG. 8

Layout of components on underside of panel of Mark 5 Diagnostic Instrument. Each micro-sonic resonator assembly is connected by wire to a small mixing platform which is connected to the bottom plate of the detector.




FIG. 9

Layout of Panel of Mark 5 Diagnostic Instrument.

with a great many excellent results, yet the difficulties increased. When a Camera was ordered and delivered to Brig.-General Firebrace he found he could not operate it. In fact, only four people had succeeded in taking photographs unaided, namely Corté; Mr F. Houghton-Bentley, a scientist from the Admiralty Signals and Radar Establishment and now a scientific agricultural adviser employed by Lord Bradford; Dr Foster Cooper at Bart's Hospital, who although he achieved only mediocre results was most enthusiastic before he was ordered by higher authority to break off all connection with de la Warr; and a scientist from the Royal Naval Research Laboratories.

De la Warr had often assisted in taking photos in the laboratory, but only in collaboration with Corté. One day when he tried taking photos unaided he was amazed to find that he couldn't produce an image unless Corté had done the loading. Since he was anything but negative and sceptical this called for a good deal of research work to discover the cause. A great many experiments were carried out with the help of Dr James Ritchie, the doctor on the Laboratory research staff, and as time went by this new kind of photography was seen to be full of unexpected pitfalls.

It was discovered that the distances between the camera-head, the specimen and the magnet were critical for each operator, which meant that Cameras had to be specially built to suit each person. Yet even when this was done it was not plain sailing. When a Camera was rebuilt to suit Dr Charlesby (Fig. 10) it was still found necessary for Corté to touch the plate or hold his hand over it before Dr Charlesby could take a photo. And when a Camera was built for Anthony Broad, an assistant at the Cavendish Laboratory in Cambridge, it was found that the dimensions of the camera-head had to be bigger than those of the original model. But this allowed too little room for the fingers to turn the tuning knob of the magnet. So to remedy this the lower corners of the camera-head were cut off and the apparatus was sent to Cambridge.

Here fresh troubles began, for it was found that Broad could not operate the instrument and still more surprisingly, nor could Corté. So the Camera was sent back to Oxford, dismantled and rebuilt. But still it would not work, and it was only when the

corners of the camera-head had been restored that it came back to life. Evidently it would not work unless there was suitable resonance in the camera-head from the rectangular cavity. So an alteration was made to the corners and the Camera was again delivered to Cambridge. However, even then Broad could not operate it though Corté now could. So there had to be team work with Corté loading the plates and Broad acting as scientific scrutineer.

Meanwhile excellent pictures continued to be taken in Oxford, but in spite of this the enigma of how and why the photos appeared remained unsolved. Were they strictly objective, or could they be in any sense figments of the operator's imagination? Could it be proved beyond any possibility of doubt that Corté was not cheating? Broad devised an experiment in which a committee of five people sat round the Camera in the house of one of them while Corté was locked in a dark-room with no apparatus. His developing and printing equipment and a supply of Ilford No. 20 plates were provided by Broad and a Dr K. Smith. The Camera was set to photograph the force field of a copper sulphate crystal placed on one of the plates and left untouched during the rest of the experiment. While it was in progress no one left the room except the man who carried the plate to the dark-room.

Fourteen photos in all were taken and showed that good and clear results could be obtained under these test conditions and that the image was strictly repeatable.

This was a case in which the Camera behaved itself. But it was like a temperamental prima donna who makes awkward conditions, has strong likes and dislikes, throws fits of sulks and goes back on contracts. Here are one or two examples of what de la Warr had to put up with.

There was considerable evidence that the Camera might accurately confirm or reject diagnosis of a disease, provided the name and address of the patient were made known. This proviso seemed absurd and highly suspicious to orthodox medical thought and even now it is not quite clear why it should be necessary. But most probably the operator must know where to place his thought before his subconscious mind is able to probe the patient's force field. Later knowledge has tended to confirm this.



A chance to show what a special model, the Prospecting Camera, could do arose when a prominent oil company became interested. Initial tests were devised by some of the company's geologists who buried samples in the garden. The terrain was photographed from a ladder with an ordinary camera after the holes had been filled in, and when the Prospecting Camera was used the answers were significantly correct. This was lucky because at that time de la Warr had not realised the various pitfalls which could falsify the results. For instance, the possibility of resonance being established between two or more of the samples if they happened to be placed in their appropriate rotational positions.

The company was impressed and sent de la Warr aerial photos of their oilfields asking him to locate the oil and methane deposits. His findings were checked on the spot and found to be substantially correct. For fifteen months he was paid handsomely for his expenses, and the work of prospecting by photography went steadily ahead. There was a chance that it might be placed on a permanent basis, but before this could be arranged the board of the company asked him to submit to one further test.

They asked him to discover where the greensand lay on England's east coast, but he would be given only fragments of the aerial survey. Unhappily he failed to pass this test because the operator could not relate his thought to any specific points in space as the place names had been removed from each of the fragments. The de la Warrs had not realised until then that such a factor existed. So the result was only a 50 per cent success which put paid to the chance of a contract.

De la Warr was asked if his Camera could record the progress of an operation in London. This was a good test case for the operation was to be on a testicle which is simple in outline. Had it been a more complex part of the body a recognisable result would have been more difficult to obtain and the interpretation of the photos would have left loopholes for differences of opinion.

The hospital where the operation was to be performed was co-operative and allowed a relative of the patient to warn the Laboratories by phone when the operation was about to start. De la Warr was told that a drainage tube would be inserted.

Ten minutes after the warning was received a photo was taken

for 'Incision in Testicle' (Fig. 11), and 30 minutes later another for 'Foreign Body in Testicle'. The results at first sight were a little disappointing. A foreign body had certainly appeared on the plate, but it did not look like a drainage tube, it looked more like a wire. A third photo was taken at a venture for 'Silver Wire in Testicle', which produced the picture shown in Fig 12.

Three years later Kenneth Walker, the well-known surgeon and writer, visited the Laboratories and was shown the three photos. He seemed astonished and said, 'I was the surgeon in that experiment and I wondered at the time what the telephone call to Oxford was for.' When asked about the drainage tube he said, 'Oh, I did not insert a tube but a silver wire instead in case assistance with drainage became necessary. Your photograph shows only a short piece of wire, whereas the wire I used was longer and was much finer than what is shown in your photograph.'

This seemed to prove that the operator's thought had accurately probed the patient's force field. None of the three images showed a drainage tube as had been expected. The lines in the photo were *radiation* photos and appeared thicker than images of the actual wire. The double image, which is a common phenomenon, may have been due to poor focusing of some component of the Camera.

Another case which proved the Camera's worth concerned a woman with suspected cancer of the uterus. She was in considerable pain and was advised to have her uterus removed at once, but she decided to try radionic treatment first.

A photo taken for 'Cancer of the Uterus' showed cancer strongly marked in the force field body and it was decided to search at once for the correct remedy. Searching through the homoeopathic pharmacopeia with the detector, three remedies seemed possible: lachesis, hydrastis and graphites. The next move was to test the effect of each of these by photography. A blood specimen of the patient was placed in the Camera together with each of these proposed remedies in turn to see which one would cancel out the disease radiation most thoroughly. Graphites produced the clearest plate.

The patient was given five graphites pillules and an hour later another photograph was taken. Homoeopaths will not be sur-

prised to hear that this showed an initial aggravation of the trouble, especially on the left side where the patient had previously complained of pain. However, she herself felt no worse. Five hours later the Camera showed that the disease radiation was clearing.

In the next few days the disease radiations waxed and waned, but on the tenth day they seemed to be static at about 30 per cent less intensity. The dose of graphite was then given at 10-day intervals, and after two months when the final photo was taken the plate was clear. The pain had disappeared after the first day of treatment and since this was ten years ago the patient appears to be cured.

In December 1950 when the Coronation Stone was stolen from Westminster Abbey, de la Warr felt that he should try to help recover it and at the same time test the methods of detection which had proved so successful when he located the missing Pontecorvo in Leningrad.\*

Before setting out on what might prove to be a wild goose chase he decided to make a preliminary experiment with a small piece of rock which he had brought back from the top of Snowdon. He took this stone out into the country and buried it in a copse beside the Oxford-London trunk road without telling anyone where, then handed in a photograph of a chip of the stone together with an inch-to-the-mile Ordnance map which included the hiding place, and left them to dowse with the Camera. The rules were that if they got within two inches of the target on this map they could then use a six-inch-to-the-mile map.

They succeeded. Then on the larger-scale map the Camera as before gave a blackened plate for the correct section and a perfectly clear plate for any other section. De la Warr then obtained from the Highway Authority a detailed survey map, which included the site and cut it up into seven pieces. Again the spotters were successful and this time the plate began to show the form of the stone instead of mere blackening.

De la Warr managed to slip away unobserved and moved the stone to a friend's garden in Kidlington some six miles to the north. Returning to the Laboratories he asked for a photo to be

\* Vide *New Worlds Beyond the Atom*.

taken of this new site and once again the Camera responded with a positive plate. But the detail was poor. Why was this? Probably because the stone had been rotated to an 'off' position. When it was rotated to its critical position the next photograph was much clearer in outline.

It seems that inanimate matter such as a rock has its critical rotational position when its molecules are in resonance with the stratum of rock from which it came and the Earth's magnetic field. So to enable the Camera to produce the best possible image the stone had to be buried in the same rotational position as it had been when found in the mountains.

The experiment was so successful that they decided to go ahead with the Coronation Stone. De la Warr bought a number of  $\frac{1}{4}$ -inch Ordnance maps of Scotland and with his wife began working carefully down from the North, using the detector with a photograph of the Stone in the well of the instrument and an appropriate rate on the dials. Altogether they found five distinct reactions in Scotland. These they tested with the Camera, using the relevant sections of the map. This narrowed down the locations to Castle Stewart and Glasgow.

The most likely site to begin with seemed to be Castle Stewart near Inverness on the borders of the loch. At that time the newspapers were mooted the possibility of the Stone having reached Scotland by boat, so they hoped they were getting warm. They bought a twenty-five-inch Ordnance map of the Castle Stewart area, probed with the diagnostic instrument and got a very sharp reaction at a point where a little creek entered the coastline near the village. Following this scent they were led along a short track on the map to the old church nearby, where the reaction was strongest of all.

They then brought their Mark VI Camera into action and were rewarded with positive plates at several points – along the creek, at the church, and at what appeared on the map to be an adjoining chapel. The only thing to do now was to go to Scotland with their detector.

Travelling north in the train, de la Warr wondered whether the Stone was guarded and if so whether they would meet with a hostile reception. At their hotel in Inverness they decided to walk



casually over the site and return after dark so as not to arouse suspicion.

That afternoon they made straight for the mouth of the creek, using the detector as they went. There was a reaction on the bank of the creek, and all along the stream until it reached the village abreast of the church. At this point they stopped and returned to their hotel, but after dark they came back and the detector led them up to the church door where a strong reaction was recorded; but the church door was locked.

Returning next day they got the keys of both church and the private chapel but they found no Stone although there were persistent reactions on the detector especially in the chapel. They seemed to have drawn a blank. Why the reactions? A little later de la Warr came across a reference to seventeen prisoners having been shot at Castle Stewart after the Battle of Culloden, and as it is an historical fact that the Stone changed hands in various Scottish battles of the Jacobite period, it seemed possible that the detector had picked up remanence of the Stone's actual presence while the Battle of Culloden was in progress less than a mile away. On the other hand, had they followed the other scent they might well have been successful because, as is now known, the Stone was in Glasgow all the time!

The experiment with the rock from Snowdon showed that it might be possible to trace stolen property, hidden treasure, missing persons, and in fact anything for which there was a suitable clue. A friend of theirs, a senior official in the Home Office, became interested and offered to figure in an experiment. It was arranged that he would supply a blood specimen and two pieces of a twenty-five-inch Ordnance map, one of which included his house and another a foot-bridge near by. It was found that the Camera would record a blackened plate whenever he was at either of these places. Attempts were then made to discover photographically whether he was at his club or at the Home Office. This experiment also was successful, but de la Warr was disappointed at failing to record his friend's personal features on the plate, as he had done in another case, and rather lost interest.

Much still remained obscure, however, and de la Warr felt the need for expert opinion. So he wrote to the President of the Royal

Photographic Society, who happened to be a woman, and she agreed to visit the Laboratories.

When she came down she was shown how the Camera was used and told that provided she had not a negative attitude it would be possible to produce an image of radiating lines from a crystal of copper sulphate. She assured de la Warr that she had a perfectly open mind. However, the Camera thought otherwise and took a dislike to her for it would only produce a clear plate! The President was not surprised and merely remarked, 'I rather expected this.' Another unsuccessful attempt was made and the President went away.

As she left the Laboratory grounds, fresh attempts were made to make the Camera work, but it was twelve minutes before faint lines began to appear on the plate again.

*Clouds of Particles?*

Mr Houghton-Bentley, a scientist employed by the Admiralty Signals and Radar Establishment, was left alone with the Camera to experiment with it. Also he brought with him his own plates. After taking some good pictures he issued a favourable private report to his department. Besides this, two doctors vouched for the authenticity of the photographic phenomena in affidavits. But in spite of this the sceptics, including the President of the Royal Photographic Society as it appeared later, were convinced that the images were fakes.

This was chiefly because the Camera was blackening plates without the agency of light and recording charges which were not mentioned in the scientific text-books. But is there nothing on record of other people having achieved similar results without the aid of light?

In the pages of psychic literature there are many recorded instances of objects appearing on photographic plates when there seemed to be no such possibility. For instance there were the famous Yorkshire Fairies recorded by a camera which some children borrowed from their father. They were not surprised to see their fairy playmates in black and white, and in spite of the usual allegations of fraud and imposture the photographic experts had to admit that the pictures could not have been faked.

A more convincing case for sceptics is the series of experiments carried out by the Japanese professor, T. Fukurai, of Kohyassan University, and described in his book *Clairvoyance and Thoughtography*.

By holding in front of him a card with letters printed on it and concentrating his thoughts, he found that some experimenters could impress these letters on a photographic plate in the next room. In a run of 27 experiments, 22 were successful and 2 partially so. Only 3 were negative.

Some of the results were a little unexpected. A Miss Tetsuko Moritake who was a good exponent found that she could form

clear mental images, but as soon as an image was transferred to the plate it disappeared from her mind. When Mrs Ikuko Nagao stood in front of a portrait and tried to impress it on a plate she failed, but in place of the image there appeared on the plate two Japanese letters which described it (Fig. 13).

Under strict test conditions Mr Tenshi-Takeuchi took three sheets of photographic printing paper, and put them in opaque black paper which he folded three times. He then covered the packet with a sheet of tin and put it in an envelope. In spite of these elaborate measures of insulation he was able to impress on the paper by 'thoughtography' the Japanese letters *NIKOIKO*. He also found he could print on the centre plate of three plates laid together the three characters on the title page of a book. Without his being aware of it his mind must have penetrated a little way into the book, for a reproduction of the author's writing from the next page in the book appeared as a faint background.

The lamas of Tibet are able to carry this process a stage further and actualise a mental picture into a visible phantom. Mme Alexandra David-Neel, the only European woman ever to become a lama, describes in her book *With Mystics and Magicians in Tibet* how by the power of thought the phantom of a monk was created which followed her about and eventually became such a nuisance that it had to be dissipated.

Another scientific experiment in forming and projecting images was carried out by two groups of people, one in London, the other in Leeds. In each group there was a 'photographic sensitive', and one of the aims was to see if it was possible to transmit specific thought-pictures from one city to another. One of the investigators was Mrs Theodore James, an active member of the Leeds branch of the Churches' Fellowship for Psychical Study, whose husband was an experienced photographer. A key figure was a friend of Mr James, John Myers, a well-known London sensitive. During the experiments Mrs James was with the group in Leeds while Myers remained with the London group at the Stead Library in Smith Square. This group included a news editor and the daughter of the late W. T. Stead.

The experiments were very simple. Myers simply asked each member to say what he or she wished to appear on some photo-



graphic papers which were locked in a cabinet. When the papers were taken out and developed there was a high percentage of successes. Meanwhile a similar set of seventeen photographic papers was handed round the group in Leeds and sealed up. A little later they were taken out and developed, whereupon a series of images was found on them. On phoning the Stead Library in London they were found to tally exactly with the London photographs. The images included crosses, circles, flowers (Fig. 14) and photos of W. T. Stead.

The whole thing was conducted in strong light and printing appeared to have taken place simultaneously in London and Leeds. In both cities the papers were laid one on top of another so that the energy which produced the images had to penetrate other papers before it reached the one on which the image appeared. Yet in doing so it miraculously avoided leaving any marks on the ones above.

The Delawarr Laboratories have also carried out experiments in creating thought-forms without the use of any apparatus other than a photographic plate. In one of these a partly-open pen-knife was shown to an operator who visualised it as clearly as possible for a short time, after which the blade was closed and the knife removed. The operator then sat in front of a box containing a dark slide in which was an unexposed plate and recalled his mental image of the pen-knife for a few seconds. When the plate was developed an image of the open knife was clearly visible (Fig. 15). It is probable that many people, if they tried this experiment, would find that they could produce images in this way.

These experiments are clearly concerned with images created by the power of human thought and existing in a pre-physical medium which is extremely fluid and malleable. We might expect this medium to be inhabited by thought-forms which gradually melt away like snowballs, and also, perhaps, by other entities which are less subjective. People who live in close touch with Nature have always been conscious of non-physical beings and the tale of the Yorkshire Fairies suggests that they are sometimes more easily seen by children. The following story may be evidence that entities of this kind are likely to be found far from cities where they might come under scientific observation.

A certain Mr James living in California noticed strange objects in the Mojave Desert, to see which a special aptitude was needed, and which he described as 'flying amoebae'. He decided he would try to photograph them by an infra-red process and he carried out a great many experiments to arrive at the correct exposure, development and focus.

In California's high, dry desert with clear skies and privacy, conditions were ideal and the best period was found to be between dawn and sunrise. It was soon discovered that people's etheric doubles could be photographed. On some mornings the double would bulge from its physical casing and appear like a diaphanous, shimmering envelope. If the subject moved, his double would lag behind him and if he jumped quickly to one side it would remain for a moment where it was, especially in the region of the legs.

Hundreds of feet of motion film were exposed at twenty-four frames a second, revealing strange objects which rapidly changed in shape and number. This experiment was repeated a week later with similar results, and the Hollywood processing firm which developed the film, a firm which handled millions of feet of film every year, said they had never seen anything like it before. The emulsion looked as if it had been lifted where the images appeared, and even when the negatives were scrubbed down the marks remained.

Mr James said that photography of the etheric double, or aura, had frustrated those who had attempted it for generations. This may be so, but it has certainly been observed scientifically. For earlier in this century Dr W. J. Kilner, an electrician at St. Thomas's Hospital in London, carried out a remarkable series of experiments from which he began to build up a system of auric diagnosis.

Using a dark and a light dicyanin screen with various coloured screens as adjuncts, he found that auras became visible. The aura appeared to consist of three parts, a transparent dark space close to the body between  $\frac{1}{16}$  and  $\frac{1}{8}$  of an inch wide, which he called the etheric double; the inner aura, the densest part of the aura, which followed the outline of the body; and the outer aura beginning at the distal edge of the inner aura, inconstant in size and becoming very indistinct at the outer edge.

The question which excited his curiosity was how this chemical, dicyanin, could affect the eye so as to make it clairvoyant. Other experiments suggested that it shortened the optical focus in a special manner, probably by producing some chemical change in it. But what of the strange colours which could be seen through the screen, colours which corresponded to the familiar ones, yet were not quite the same?

Dr Kilner observed that above the upper end of the colour spectrum, beyond the violet, there were visible indications of another red. This suggested a 'higher' spectrum of colours beyond ordinary human sight but visible through the dicyanin screen. And this theory was supported by the strange things which appeared when viewing the aura through his coloured screens. 'Weird effects,' he wrote, 'seem frequently to be produced by the non-blending of two or more colours seen simultaneously. For instance, blue and yellow are often seen as blue and yellow, not green as might be anticipated. And red and blue do not necessarily make violet or purple.' In other cases a partial combination took place. He thought all this was due to the brain's failure to integrate in the usual way when confronted with colours outside its experience.

He came to the conclusion that the aura was an emanation of some unknown force from the body. Thinking it might be magnetic, he examined a magnet through his screen and observed a bluish haze. When the magnet was held six or eight inches from a human body a ray quickly formed joining the haze and the aura. If the subject was charged with static electricity the inner aura gradually disappeared and the outer aura began to return and expanded to considerably more than its former size. Still stranger, he found that some women, but never men, could modify the shapes and colours of their auras by concentrated thought. This clearly showed the interaction of thought with other forms of energy.

The more he experimented the more he became convinced that the aura is neither a magnetic, nor an electrical, nor a radioactive phenomenon, but that it arises from some other kind of radiation emanating from the nervous system. Nearly every disease, he found, produces some specific change in the inner or outer aura,

and before his death he felt certain that a valuable system of diagnosis could be based on auric examination.

Here is something entirely in line with de la Warr's discoveries and which showed clearly that there is a pre-physical world in which the Camera might be expected to operate. Also the Camera does in fact produce images under conditions which rule out fraud and, in most cases, the possibility of the images being mere figments of the operator's imagination. But by what process are the images produced?

A discussion as to just what was going on inside the Camera arose one morning among the Laboratory staff, when among a batch of plates left to dry on the previous night two unusual ones were noticed standing side by side in the rack. One of them, a photo of a cancer patient, had a peculiar fungus growth spreading over it from the edges to the centre. It was facing the second plate on which was a layer of hypo crystals. When closely examined, it was seen that neither plate had been properly washed and that the cancer photograph had somehow affected the crystallisation of the hypo pattern.

It appeared that the emulsion of the first plate had captured the disease radiations of the cancer patient, and this supposition was strengthened when it was found to alter the crystalline pattern of magnesium sulphate. The inference was that the Camera was inducing energy of some kind into the emulsion, and from this it was a short step to the idea that it might be conjuring up energy particles.

This of course was a fantastic notion from the orthodox standpoint for it was assuming that the Camera could be a machine capable of creating matter. Any physicist in government or industrial employ who put forward such a view would be looked at askance and perhaps be asked to find another job. But de la Warr was working on entirely new lines and was not answerable to anyone, so he built a simple piece of apparatus enclosed in a cabinet which could bombard a target placed inside it. It consisted of the standard dials and resonator assemblies connected to a parabolic reflector which focused the radiations on the target. There was also a six-volt vibrator to produce sound waves and the usual rotatable bar-magnet.



It was decided to use two plates covered with hypo crystals and attempt to create atoms of lead in the crystals. The plates were first sent to Pattinson and Stead, a Middlesbrough firm of analysts, to be tested for lead atoms. The dials were set to the rate for lead, the magnet was tuned, and one of the plates was placed at the target point. With the help of the portable detector the whole cabinet was rotated to its critical position, the vibrator was switched on and the crystals were bombarded for two hours. Both the bombarded and the control plates were then sent for analysis to Pattinson and Stead who reported:

I find that the treated crystals on the photographic plate contain the following amount of lead in excess of that contained in the original crystals:

Treated crystals	20 parts per million of excess lead.
------------------	--------------------------------------

(signed) A. Scholes, F.R.I.C., Public Analyst

Twenty parts of lead in a million had appeared from nowhere. This is far in excess of the figure for the universal creation of matter given earlier.

This evocation of matter from out of the multi-dimensional world is of prime importance since matter and energy are interchangeable so that the feat is equivalent to evoking energy. Energy can also be evoked in a patient. Although he began with the belief that energy of some kind travelled from operator to patient, de la Warr was eventually forced to the conclusion that it was evoked in the patient without anything travelling across to him. The Camera also showed that such a thing was possible, but by what process did evocation occur?

As we have seen, there is a reservoir of free energy, or potential energy, in the multi-dimensional world which is so to speak ready and waiting to be brought into manifestation. All forms of energy familiar to us, such as acoustic energy, heat, light, or electricity, arise from this reservoir. And just as the physical state of matter is acted upon by mechanical forces, so the pre-physical states of matter are acted upon by this free energy.

Looking at the same thing from a slightly different angle, the fifth dimension with its ascending series of levels contains a

hierarchy of forces, or what comes to the same thing, a hierarchy of Matter ranging from the densest to the finest forms. Each level of Matter is freer, more all-pervading. So above restricted energy lies free energy, or rather a series of free energies.

In what media do these energies vibrate? Scientists have long sought an ether, vibration in which would account for the energies of the electromagnetic spectrum, but so far they have failed to find evidence for its existence. One man who sought such evidence with particular diligence was Einstein who saw ether as the necessary background for his advanced theory of the physical state of matter. But he failed. Although brilliantly successful in proving the interchangeability of mass and energy and their relationship to the speed of light, he could not prove the existence of an ether.

One clue ran persistently through his mind: why was it that a mass could not travel faster than light? De la Warr believes that just as there are mechanical properties of air which limit the speed of sound, so there are mechanical properties of ether which limit the speed of masses passing through it. Einstein himself hinted at the possibility of an ether with mechanical properties.

If de la Warr is correct, there is not only a resistance to the passage of light and electricity through the ether but also to that of magnetic energy. This would account for the gradual fading of radio signals, X-rays and so forth with distance, and also of the Earth's magnetic field quite apart from the constriction by plasma. But free magnetism is not restricted to anything like the same extent and it permits interaction at far greater distances.

It soon becomes clear that a single ether is not enough. If there is a hierarchy of energies, many of them unknown to science, there must surely be a hierarchy of ethers to carry them. Also it is reasonable to assume that in passing from one level of energy to another there is a kind of barrier. Recently it has been found that in accelerating protons beyond the speed of light they disappear. It seems that these particles have been shot across into a pre-physical world, or de-materialised into another state of existence. Finally it is not difficult to realise that a distinct barrier lies between the external world of material happenings and the inner world of thought and feeling. So thought which functions in the

inner world, or 'higher up', should surely be able to assist in the process of evocation. When the conditions are favourable it seems to be the prime factor.

Perhaps it is still not clear how an operator in England can evoke energy in a patient in Australia, but this is because our minds are accustomed to thinking in the very restricted framework of the material world. Free energy is everywhere and can be evoked wherever it is needed.

## *Gruelling Tests*

**W**e must continue the story of the long battle which de la Warr has had to fight in his attempts to win recognition and raise the funds needed to develop this new branch of Science. It began over twenty years ago when he was in the early stages of experimentation and had no idea of the heavy forces of conservatism and bigotry which would be arrayed against him. After his initial struggles described elsewhere\* it might be thought that his luck could have turned, but this is to misjudge the situation and underestimate the extraordinary difficulty a pioneer has in attacking almost single-handed the entrenched battalions of scientific orthodoxy.

It is not only that the scientific world is well organised with enormous sums of money at its disposal, but the public has been conditioned to accept its word as gospel. The situation is like that of an Independent who stands for election without the backing of any political party and runs a considerable danger of losing his deposit.

And so the Radionic Research Syndicate was formed with the object of engaging vets to treat animals for fees which would build up a substantial research fund. The chairman was Lord Bradford, and other members included the Marquess of Blandford, Lord Glentanar, Sir Arthur, now Lord Rank, Mr and Mrs Cooper Hunt, Miss Ray and de la Warr. Each member contributed an initial sum of £500 and a further £100 later. Meetings were held and Sir Arthur arranged for Dr Wooldridge, veterinary surgeon and D.Sc., of the Animal Health Trust, to propose and supervise some tests.

Dr Wooldridge first suggested testing the Camera, and he sent his second-in-command down to Oxford with blood specimens of a number of horses. In each case de la Warr was given their names and locations, also their blood specimens and three possible disease conditions, only one of which was correct. His task was to

\* *New Worlds Beyond the Atom*, vide Appendix, 2.



discover which of the three conditions the animal was actually suffering from.

He was right every time, but Dr Wooldridge said he was still not satisfied because he could not understand how photographs could be produced by such a process, and in fact this too was de la Warr's dilemma. These tests took three months and a great deal of work and expense was entailed. There was danger that the funds would run out, so de la Warr asked if he could not get on with some treatment tests. Strangely enough, Dr Wooldridge at first objected to this, saying that it might be dangerous! Although he seemed to be sceptical about the whole thing he evidently suspected that there was energy of some kind in the treatment set or it could hardly be liable to do any harm.

Eventually de la Warr was given three horses to treat which were at Newmarket. All were very old animals. One of them which was eighteen years old had an over-strained heart, and this was detected. All three horses were treated. One of them got better and was allowed to go home. When de la Warr asked if this could be scored as the success, he was told 'No, he might have recovered without any treatment at all'!

This seemed to show that Dr Wooldridge was uncooperative, so de la Warr approached the R.S.P.C.A. for some tests. Here he did get some cooperation. Major Hancock, who was in charge of the Society's veterinary department, gave him leave to make use of his centre in Putney and have the help of his staff. So de la Warr arranged to attend the surgeries and treat any animals they were unable to cure. If he obtained a cure he was to be given a certificate to this effect.

The first animal was a bitch with metritis, which is inflammation of the neck and uterus. In bitches this is a fatal malady and there is no known form of treatment except surgical operation. The case was cured in  $3\frac{1}{2}$  weeks and Major Hancock wrote confirming the animal's complete recovery. Treatment had been directed mainly to glandular deficiencies.

In the next three months eleven animals were treated, scoring three cures and four good results. Then the blow fell. Major Hancock said he had been told to sever all relations. Would de la Warr please cease his treatments immediately.

This was profoundly discouraging and there was little clue as to why it had happened. Major Hancock said that the order had come from higher up and he could only surmise how it had arisen. De la Warr took the matter up with Lord Merthyr, Chairman of the R.S.P.C.A., who promised to look into it, but since there were nearly forty members of the R.S.P.C.A. Council he was doubtful if he could convince them. He failed, and to this day the reason why relations with de la Warr were broken off remains a mystery.

Meanwhile the Syndicate was running out of money and had come to a halt. Expenses were heavy and none of the members would contribute anything further. An additional reason for the halt was in the unexpected realisation that if the Syndicate did decide to go ahead and treat animals for fees, they could not engage vets for any purposes except pure research. De la Warr then tried to restore the situation by switching over to the treatment of plants so as to make a case for continuing the Syndicate.

On his own initiative he approached the firm of Twyford's Seeds, a subsidiary of Bibby's Animal Foods, and carried out some experiments. They were quite successful, nevertheless it proved a fatal move. For Sir Arthur Rank was associated with the Blue Cross, and where animal foods were concerned it would have been more tactful to approach this organisation. He was naturally offended and eventually pulled out of the Syndicate, which had to close down.

There seemed to be a good chance of gaining recognition in connection with preserving milk. De la Warr had been discussing this problem with an executive of the Pressed Steel Corporation who told him that the Milk Marketing Board were having difficulties with distribution and were considering a scheme for a cheaper household refrigerator. In the bigger cities it is impossible now to deliver fresh milk daily to everyone. Truly fresh milk is a thing of the past. Pasteurised and refrigerated, its very nature is changed and it goes sour more quickly.

The best that can be done is to deliver milk on alternate days and rely on the consumer to do his own refrigeration, but in the large towns where the problem is acute there is no more than one refrigerator to every ten families. It is hardly possible to provide

cheap refrigerators under subsidy and de la Warr was told that anyone who could discover a means of keeping milk from going sour for a little longer in summer would be performing a national service. This sort of statement was only too familiar, but hope springs eternal.

Dr Kazmi, the staff doctor at the Laboratories, was asked to undertake the investigation. The first thing to do was to get some fresh milk from the farm, which he did with some difficulty, place a sample of it in the well of the diagnostic instrument and then run over some additives which might preserve it. Dr Kazmi found that the element copper was an effective agent and he set about trying various dilutions of *cuprum metallicum*.

Beginning with one drop of the infinitesimal dilution of one part of copper to a million parts of distilled water he met with immediate success, but eventually he found that the best results were obtained from a homoeopathic dilution of one part in a million million. This undetectable amount preserved the milk for five days, whereas untreated milk kept fresh for only two days.

Ten minutes' experimenting with the diagnostic instrument had solved a problem which by normal methods of routine research would have taken days or weeks. In conclusion the Milk Marketing Board has not taken advantage of this discovery. It seems reluctant to add an infinitesimal dilution to the nation's milk, although milk is freely pasteurised to make it 'safe', and enormously greater proportions of fluoride are added to the water supplies in spite of disturbing evidence from America.

A chance of showing what a portable radionic detector could do in the field of physics came when a team visited the Laboratories from Cambridge University, bringing with them an extremely large and cumbersome apparatus. It consisted mainly of a powerful magnet and an electronic oscillator which was able to tell the frequency with which magnetic fields precess around the nucleus of an atom.

Setting up heavy water in the magnetic field, they started the process for detecting precession and fed it into an oscilloscope so that the results were shown visually. Switching off the visual indicator they then asked Mrs de la Warr if she could detect the same thing with her portable detector.

Concentrating her thought to establish resonance with the vibrations inside the atom, she detected the tuning correctly three times in succession. Along with the change in the magnetic field during precession, there is a micro-sonic effect, so quite possibly it was due to this that she was able to detect it. The precise explanation of the part played by the operator's mind is still in doubt.

Hopes rose high in 1958 when the I.T.V. agreed to include the work of the Laboratories in part of a series they were running.

At first all went well. The filming and recording of the soundtrack took nearly three days, and the unit which undertook it consisted of four or five very pleasant people who had just been filming some of Dr Rolfe Alexander's feats of dispelling clouds by concentrated thought. They had even been shown how to do it, and two of the team gave a demonstration.

The final film of de la Warr's work was cut to about fifteen minutes of viewing and gave a brief idea of how a case was dealt with. Diagnosis was carried out with a hair or a blood specimen as the link, and then came the appropriate broadcast treatment. It was also shown how imbalance in plant growth could be detected and corrected.

To the amazement of de la Warr this carefully prepared programme was followed without any warning by some strange doctor who said that in his opinion the only thing to benefit from such treatment was de la Warr's pocket!

The I.T.V. refused to disclose the name of this doctor when visited by a representative of de la Warr's, and no apology was forthcoming either from them or from the doctor himself.

For the pioneer in radionics one of the difficulties is that Customs officials and others are apt to suppose that the apparatus is either a fraudulent imposture or some form of infernal machine, so in despatching instruments abroad there may be trouble.

When de la Warr shipped a diagnostic instrument and a Colorscope by air to a customer in Queensland, the Customs Department in Sydney decided that they were prohibited imports and must therefore be confiscated. On enquiry, de la Warr was told that according to advice from competent authorities the claims made on their behalf were fantastic and untenable. He wrote to the Australian Prime Minister.



A year went by and then he received a letter from the Prime Minister's department in Canberra telling him that the matter had been investigated and that the instruments had been declared prohibited imports under the Customs (Prohibited Imports) Regulations. Subsequently he discovered that under these regulations his apparatus was considered as 'likely to be used for subversive activities'! Did this mean that the Australian authorities believed the Boxes had some form of energy which could warp people's minds or be used to harm them physically, perhaps from a distance?

The pundits in America came to a different conclusion.

A diagnostic instrument and a book of rates were sent by air to a research foundation in the U.S.A. After import duty had been paid the Customs held the shipment for the approval of the US Department of Health, Education and Welfare, and the Food and Drugs Administration. There was so much delay while various officials and departments were trying to understand the explanatory literature that the consignee engaged a lawyer, whereupon officialdom gave up the struggle, and the apparatus was shipped to Washington.

Here a high-level committee of pundits, including two physicists and two doctors of medicine, examined the instruments and came to the conclusion that they were completely worthless for the diagnosis or treatment of any ailment. The consignee was not allowed to be represented on the committee and importation was refused. De la Warr had incurred the suspicion of five government departments and fifty-seven different people! Nor was this all.

Next year a friend in America sent him the following cutting:

#### SAVING THE SUCKERS

by Fred Othman

Washington D.C.

I've got bad news today for the Teleologic Foundation, Raleigh Park Road, Oxford, England, a firm that must have thought we were a nation of suckers.

This outfit shipped over here a consignment of complicated-looking devices, littered with dials, knobs, levers, push-buttons, wheels and gauges, for the cure of diseases ranging from abscesses to whatever begins with Z.

The idea was to set the dials in accordance with a chart showing a wide variety of ailments, sit close by and breathe deep.

The Customs agents were interested in this miracle machine and turned a sample over to the Food and Drugs Administration which attacked it with hammer and chisel and discovered there was nothing inside but sawdust. The chromium-plated controls without connected to nothing within. So the Federals confiscated the whole batch of wonder-workers and thereby saved from anaemia a good many American pocket books.

Dr John L. Harvey, deputy Commissioner of the Food and Drugs Administration, said it was an alluring piece of apparatus all right but that it was utterly inert.

This was so outrageous that it was amusing, but some time later a reporter from the *Daily Express* came to the Laboratories with a photographer and said he had heard that they made instruments which were full of sawdust. He wanted a story and a photograph of the inside of the apparatus. When de la Warr told him that he had decided to have no further dealings with the Press he turned on his heel and said, 'Okay, then they *are* full of sawdust.'

This rather took de la Warr aback, so he relented and showed his visitor round. The reporter seemed to be surprised and eventually became friendly. However, next day the *Daily Express* had a headline quoting Othman:

#### 'THE MIRACLE MACHINES WERE FULL OF SAWDUST'

This headline had a depressing effect on the Laboratory staff, although, of course, the *Daily Express* article did not say that the machines were full of sawdust. One man wanted to give notice because his friends had cut him. Some of Mrs de la Warr's patients rang up and sympathised, others simply told her to stop treatment. However, they survived the shock and since then they have been told that quite a number of radionic instruments have somehow found their way to America where they are successfully working, while others are being manufactured over there.

But the latest news from the States suggests that hot war has been declared against radionics. Dr Ruth Drown, the well-known radionic pioneer and student of Dr Albert Abrams, again under attack and charged with fraud, died during the hearing of her case. In some States anyone found with a set in his house is liable to be prosecuted and imprisoned!

*The Storm Breaks*

Men who are born ahead of their time and who spend their lives trying to win recognition for ideas which their grandchildren will probably accept as a matter of course often feel in moments of depression that they are making no progress, and perhaps there comes a time when the opposing forces gather themselves together in an attempt to deliver the *coup de grâce*.

In the lives of pioneers there are many instances of such a crisis. Sometimes a campaign of slander has driven them into exile, or a trumped up charge has discredited them and wrecked their finances. Some pioneers have even been declared insane and quietly put away.

In de la Warr's case the crisis took the form of a legal action which lasted ten days and was widely reported in the Press. Had he lost the case his work would have been finished for good. As things were, he won it but suffered a crippling financial blow.

The Plaintiff, Miss Philips, claimed £185 costs for alleged fraud. Her plea was that after buying a diagnostic instrument and taking part of a course of lessons in how to work it, she could make no progress and was reduced to a tearful neurotic.

De la Warr was represented by Mr Christmas Humphreys, Q.C., while for Miss Philips there appeared Mr David Karmel, Q.C. The case was heard in June-July 1960 before Mr Justice Davies in the High Court. It was an acid test of the reality of de la Warr's work, for Mr Karmel used the whole force of his forensic skill to prove that the Defendant was a fraud, and indeed he seemed to have a sincere belief that radionics was completely bogus. He conveyed the impression to onlookers that he almost enjoyed bullying the witnesses, some of whom crumpled up under his onslaughts.

He tried to prove not only that radionics was all nonsense but that de la Warr knew it. Both Miss Philips and her sister, he said, visited the Laboratories, after which Miss Philips bought a diagnostic instrument and had the first two lessons on how to operate

it. At home she struggled with it in vain for several months, then gave up in despair after making herself ill and deciding that the whole thing was bogus. She herself said in evidence that she had refused de la Warr's offer to take it back and refund her £112 because she believed much of this sum could be absorbed in legal fees.

Mr Humphreys pointed out that she had more than once been invited to return to the Laboratories and discuss her difficulties; she should have done this instead of alleging fraud. Furthermore, although she was accusing the Defendant of knowing the whole thing to be nonsense, her own sister had admitted under cross-examination that de la Warr wholly believed in these pioneering discoveries.

Eight witnesses were called for the Plaintiff, one of whom was Sir Robert Mackintosh, Nuffield Professor of Anaesthesia in the University of Oxford, whose visit to the Laboratories has been described in another book.\* He said that his offer of tests with a number of blood specimens, some taken from sick, others from supposedly healthy people, had been refused on the grounds that the 'healthy' people might be suffering from diseases not yet clinically detectable. This of course is understandable when it is remembered that the diagnostic instrument probes the pre-physical body in which diseases originate, but Sir Robert said bluntly that it was all nonsense. He also said that he did not understand the Camera and that it could not possibly function. Dr Epstein who had accompanied him to the Laboratories was more guarded. He admitted that he had not understood that in using radionic instruments thought was an essential element.

Further attacks were made on the Camera. R. H. Salt, chief laboratory technician at the Radcliffe Infirmary, who had been present at several experimental sessions at the Laboratories, said that although some of the results were unexpected, none at all had been obtained without the co-operation of Corté. He had returned once only to the Laboratories with a professional photographer who thought the photos were faked. This photographer was himself called to the witness box.

Miss Harker, former President of the Royal Photographic

\* Ibid.



Society, spoke of her abortive visit to the Laboratories which has been described earlier. She maintained that she had a perfectly open mind so that negative thoughts of hers could not have interfered with the process when no images were obtained. She then produced a number of admittedly faked photos which she suggested were similar to those produced by the Camera. When these were handed to de la Warr in the witness box he passed them to the Judge remarking that they bore little resemblance to the genuine photographs.

Anyone who has seriously studied the radionic photos of molecules and particularly of the meeting point of the rays which suggests a three-dimensional phenomenon could not possibly have agreed with Miss Harker. Nor would anyone who was familiar with the precautions which had been taken, when reputable investigators were testing Corté, believe that he was a clever charlatan who for years was able to get away with his trickery. Yet the Judge seemed to be impressed by Miss Harker's evidence and said so in his summing up.

Opening for the Defence, Mr Humphreys said that in eighteen years the Defendant had sunk nearly £100,000 in his work and was now carrying on at a loss, which was a strange background for a man charged with deliberate fraud. He asked the Judge to bear in mind that since radionic diagnosis and treatment was on the pre-physical plane it was very difficult to prove, especially as the diseases might never become manifest at all if the correct treatment were given. The de la Warrs were attempting to harness some immense force of the universe for the healing of mankind. Like electricity it worked, and like electricity it was impossible to say exactly what it was.

Twenty-seven witnesses were then called for the Defence.

The first of these, Air Marshal Sir Victor Goddard, was more than a match for the redoubtable Mr Karmel. He denied that criteria for investigating electrical or electronic instruments could be applied to those in the field of extra-sensory perception.

When de la Warr himself gave evidence some of those present in Court felt that Plaintiff Counsel treated him roughly and tried to fatigue and confuse him by subjecting him to continuous sarcasm and ridicule for a day and a half. He employed the forensic

trick of insisting on Yes or No for an answer when either would be misleading. He also tried to make much of the fact that the Defendant had been in hospital with asthma. De la Warr explained that it was in an emergency. He and his wife liked to work in co-operation with doctors and did not claim to perform miracles. Radionics had never entirely cured his asthma because it was largely caused by the anxiety and frustration of 'this sort of thing'. Here he scored a point and the Judge joined in a sympathetic laugh.

Mr Karmel tried to discredit him because, unknown to de la Warr when he employed them, two of his staff had pretended to university degrees to which they were not entitled. He attacked the Camera, rejected the explanations concerning it and condemned de la Warr's work as 'a mass of mumbo jumbo and a jumble of rubbish'. He also accused him of dishonesty and untruthfulness.

But on the whole he made little headway with the Defendant or his wife, who gave evidence for a long time with great composure, and even less with his daughter, Diana, whom the Judge commended in his summing up.

One of the most impressive witnesses for the Defence was Mr Griffith Evans, F.R.C.S., whom Mr Karmel signally failed to intimidate. He described radionics as an exact science and as valuable work which should always have been officially sponsored. Asked how the diagnostic instrument worked, he said it was through the practical application of the Unified Field theory of Einstein and Eddington. The force involved was the force which gave direction to light. It was a form of energy which enabled one mass to affect another. His evidence was a step towards bridging the gap between radionic and orthodox science.

Some of the remaining witnesses were severely shaken by Mr Karmel's aggressive manner, but others were calm and gave important evidence. The Judge attached a good deal of weight to the evidence of Mrs Baker, a practitioner from Bradford, whose success, he said, made it clear that an operator need not have academic qualifications. If she could operate the Box he did not see why Miss Philips could not.

Dr Mary Stevenson, a doctor of medicine, said that she used

radionics to assist her practice at Sutton Coldfield, and Mr Roy Ogden, O.B.E., brought into Court an enormous file of records from his radionic practice in Dublin from which he drew the case of a temperamental horse which had been so successfully treated that it won an important race.

Professor Baranger of Ecole Polytechnique, who flew from Paris specially to give evidence, had been impressed when he visited the Laboratories, and so too had Dr Philip Langton-Lockton – so much, in fact, that he had begun to use a diagnostic instrument himself. He believed that only ignorance prevented us from realising that all disease had a psychological origin, and he assured the incredulous Mr Karmel that cancer could quite well start in the mind. He hinted strongly that Counsel for the Plaintiff could not understand what the witnesses for the Defence were talking about because he was 'a crass materialist'.

The Rev. Leslie Weatherhead affirmed his belief in the honesty of the de la Warrs and the importance of their work, while Miss J. Wright, M.R.C.V.S., spoke of the animals in London clinics which had been treated from the Delawarr Laboratories. All were cases beyond orthodox treatment, yet some had been cured and others helped.

Two medical men who spoke for the Defence were Dr Watson, President of the Medical Society for the Study of Radiesthesia, and Mr Kenneth Walker. Dr Watson said he thought the diagnostic instrument enabled the operator to make contact with his own subconscious mind, and Mr Kenneth Walker believed that radionics was in line with modern ideas. He said he had suggested that the Medical Research Council, of which he was a member, should investigate the subject.

Other witnesses described their practices, their finances and some of their cases, and some of them defended Corté. Mrs Dower and Miss Baerlein said they had taken several hundred photos in collaboration with him and he could not possibly have faked them as he was usually unaware of what he was developing. Furthermore, they had often supplied and developed the plates themselves after the cassettes had been loaded by Corté.

The evidence of Anthony Broad was important because he was a senior technical assistant scientist at the Cavendish Laboratory,

Cambridge. He said that he had made a series of tests of the Delawarr Camera over several years and was perfectly satisfied that the images obtained were genuine. He had tested the operator (Corté) to the extent of tying him in a chair and placing the plates against the soles of his feet, yet he was still able to get an image after developing the plates himself. He was certain that the phenomena were genuine, but they required more serious attention for their elucidation.

In his final speech for the Defence Mr Humphreys made some telling points. Miss Philips had complained that she could not get a stick, yet she admitted that sometimes the instrument came alive. No other peevish purchaser or dissatisfied patient had come forward to support her, although more than 150 Delawarr diagnostic instruments had been sold and thousands of patients had been treated. As to the Camera, no one knew how it worked, but similar experiments had been conducted in Japan. How could Corté have been faking photos when sometimes he did not know what he was developing, yet produced the correct image? And how could he have escaped detection for twelve years?

Defendant had sacrificed his job and his prospects to carry on this work which he had done at a severe loss. He published the snubs he received and invited tests; neither his own character nor that of his wife and daughter had been touched in cross-examination. It was impossible that he had organised and kept going the longest and biggest criminal hoax in the history of medicine. Such pioneers are always ridiculed but finally accepted. He was working in a new field, the field of thought, the reality of which was acknowledged by men like Sir James Jeans, Mr Kenneth Walker and Dr Rhine. Radionic instruments worked. No one knew how, but thought was an essential element in operating them.

In contrast to this quietly delivered, well-reasoned speech for the Defence, Mr Karmel in his final speech for the Plaintiff indulged in considerable bluster and ridicule. The Delawarr Laboratories, he said, were dressed up as a scientific research association to dupe the public. The Box and everything else was at best an illusion and at worst a colossal fraud. Although Miss Philips had admitted under cross-examination that she had understood the



pamphlets concerned with working the diagnostic instrument, she could not possibly have understood them. It was fraudulent to tell her that she could operate the Box without warning her that she would need twenty-five extra senses.

The whole set-up was a sham and so was the Rate Book. Like all successful frauds it had been well planned and appealed to neurotics, hypochondriacs and religious people. De la Warr was a high-pressure salesman. No experiments had been carried out at the Laboratories and there was a bogus medical staff.

In attempting to discredit the witnesses for the Defence, Mr Karmel said that one group, including all the doctors, 'lived and thought in a somewhat rare atmosphere'. They were all interested in spiritualism or faith healing. They had been hoodwinked and hoaxed because they believed they were dealing with honest men. As to the witnesses who were practitioners, they were brazen and composed because they were prosperous and had much to lose. The Box belonged to the coloured water practice and in spite of twenty-seven witnesses there had been no effective answer to the charge of fraud.

After an interval of twelve days the Judge summed up and gave judgment. This took 3½ hours and showed that he had rapidly acquired a grasp of radionic theory and practice about which he had known nothing when the case began.

He said that most of the witnesses for the Defence had given their evidence well and remained courteous when accused of fraudulence and subjected to forensic mockery. As to radionics itself, it was utterly impossible to ignore the great body of opinion which believed in it. He found the radionic practitioners no less impressive than the other witnesses and he refused to discount their evidence because they were connected with de la Warr and were making a good living out of it. He also took note of the Medical Society for the Study of Radiesthesia which had been in existence for twenty-one years. After all, this branch of science had an ancestry, had not been invented by de la Warr, and was believed in many parts of the world.

It seemed to him remarkable that Miss Philips had been unable to call a single witness to support her allegation of fraud. As to the de la Warrs, in spite of the spate of criticism which had been




FIG. 10

The three-beam Mark 1 Delawarr Camera in adjustable form. The three reflectors and lenses are seen in the Head and the plate holder is obscured by the open access door.

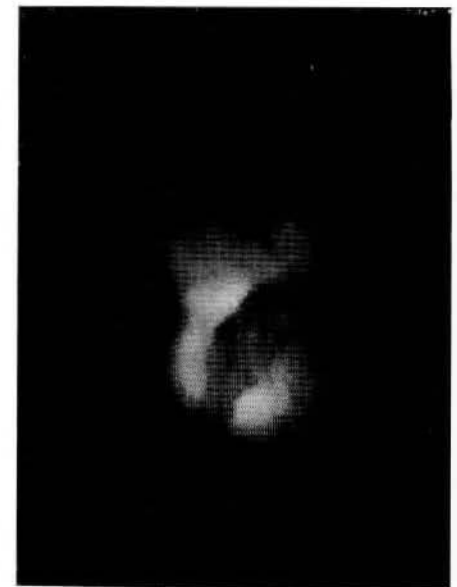


FIG. 11

Image obtained with Camera set for 'Incision in testicle', ten minutes after surgery commenced in London.



FIG. 12

Image obtained at conclusion of operation with Camera set for 'Foreign body in testicle'. (Double image of wire.)



FIG. 13

One of the Thoughtographs produced during the experiments by Professor Fukurai of Kohyassan University, Japan.

## THE STORM BREAKS

levelled at them he was impressed by the way they had given their evidence. He accepted that they were telling the truth and believed in the efficacy of their instruments and Miss Philips' latent ability to use her Diagnostic. Although on the evidence before him he would not say it had been proved that the instruments did in fact work, he was satisfied that the Defendant believed in them and so the case must go in his favour.

Costs were therefore given against Miss Philips, but due to the injustice of the Law at that time this meant nothing; for when, as in this case, the losing party had received legal aid the winning party must pay his own expenses and could get no reimbursement from the Plaintiff unless she happened to win a football pool or come into a fortune. So de la Warr had won a Pyrrhic victory. The *Financial Times* published an article on the case and pointed out the injustice of the Law which has since been reformed. However, it was not made retroactive.

De la Warr was particularly hard hit because the case was long drawn out by the tactics of Opposing Counsel who chose to join battle largely on side issues and by trailing red herrings. As the Judge pointed out, no mention had been made in the Statement of Claim of the Camera; yet Mr Karmel exerted the full force of his forensic skill and robust constitution in attacking it! Every side issue which was followed, every irrelevant attack by Plaintiff's Counsel meant a steady drain on de la Warr's pocket. No real attempt was made to prove that radionics was a fraud, although several of the witnesses for the Plaintiff pontificated on the subject while at the same time admitting that they knew nothing about it.



## PART TWO

### CHAPTER ONE

#### *After the Battle*

Before the Court case the crucial problem had been where to find the money to fight it. True, four or five devoted friends gave moderate sums, but the case cost de la Warr £10,000 and a time came when he was on the point of calling the whole thing off because it seemed impossible to pay for his defence. But at that critical juncture an anonymous donor gave him £1,000 and a further £800 came from other sources. Heartened by these gifts he sold one property, increased his existing mortgages and raised further sums on everything else which had not been mortgaged already, and with renewed courage he went ahead.

It was remarkable how people seemed to realise the ordeal which he had to endure, how during the case unknown supporters handed flowers to his wife and what sympathy there evidently was for the Defendant in marked contrast to that for the Plaintiff. One friend, Mr Bentley, actually gave up his job for six months to help him through the case. It was he who played a major part in assembling and co-ordinating the witnesses.

The tactics of Mr Karmel threw a great strain on some of them, particularly those who had trained to be sensitives. For months afterwards de la Warr himself hardly dared answer a question for fear of being inaccurate. He found that he was feeling years older and had lost much of his resilience. However, with the aid of his own radionic treatment he managed to keep going.

An important problem now was one of policy. There was no doubt at all that his discoveries relating to resonance, the pre-physical body, the power of thought, and so forth, would one day be recognised, but this legal action had shown that he had chosen a tricky ladder to climb and that to win scientific respectability he would have first to achieve success in some other field which was more in line with accepted knowledge.

In what direction could he look for this? The most likely field was probably that of sound.

In some way the Box was concerned with sound, although even after twenty years he still did not fully understand how. It might be that acoustics had something more of great value to offer.

One day a practitioner came to the Laboratories and demonstrated a new way of operating the Box. He had developed a method of plucking the rubber which produced a 'plop'. As the correct point of tuning for a stick was approached, the sound of this plop grew louder and rose in pitch as though there were increasing air pressure inside the Box.

This caused de la Warr to turn his attention to acoustic pressure waves. He built a mechanical stethoscope consisting of a box hermetically sealed except for a puff-pipe. To this pipe he fixed a flexible tube on the end of which was a rubber diaphragm like the end of an ordinary stethoscope or the drum of an ear. If you plopped this rubber diaphragm it affected the cushion of air and plopped the rubber on the detector.

Inside this apparatus was a tiny loudspeaker which was controlled by an oscillator outside, enabling different sound waves to be applied with corresponding changes of pressure on the diaphragm. It was found that if, for example, a frequency corresponding to 'Human Heart' was set up and the stethoscope placed on someone's body, as soon as the end of the stethoscope covered the region of the heart there was a stick.

This was a departure from radionics, for radionic instruments will only detect the pre-physical body. But now they seemed to be detecting a physical phenomenon.

However it might be, de la Warr began making a new line of instruments with miniature loudspeakers placed under the detector and operated by an oscillator, but without the cumbersome puff-pipe. At first only a single oscillator was used because he imagined that this was enough to react to the thought of any specified part of the body, but it soon transpired that a single oscillator was not sufficient. In an improved model, the rubber membrane of the detector is supported by a sheet of perforated material and seals off a column of air which is vibrated acoustically by the loudspeaker; and this loudspeaker is energised by a

battery of variable oscillators. The surface of the rubber can thus be set vibrating to the required frequency patterns, a number of which have been established over the years.

In addition to these ventures into acoustics and radionics, de la Warr experimented with light. He thought some quality of light energy might be revealed if the visual image of the patient could be analysed. This might be even better than a purely sonic approach. So an apparatus was eventually built for the visual indication of disease radiations, and christened Vidar.

This instrument has a viewing screen of ground glass beneath which is a mirror inclined at an angle of forty-five degrees and a lens which focuses the image of the patient. It can be used for diagnosis. There are moving bars with which any part of the living image can be pin-pointed while the detector is worked. Tuning to the frequency corresponding to some disease and then moving the bar across the patient it was found possible to locate the disease from which he was suffering. It works quite well, but no scientific claims are made for it because it has not yet been tested under scientific conditions, and considerable skill is needed to operate it.

A certain doctor kindly made a long journey to see it and was able to work it at the first attempt as he was familiar with the rubber detector technique. However, general interest in the apparatus flagged. Vidar was expensive to build in prototype, and it was also costly to import patients to the Laboratories for the many tests which were necessary; and so it remains in abeyance.

But it produced one significant result which led to further discoveries. It was found that not one but a number of different frequencies referred to the same point on the patient, and that instead of these frequencies indicating different diseases, they indicated different aspects of the same condition.

Before explaining this important discovery a little more must be said about the function of thought, for the acoustic detector described above will not work unless the thought of the operator corresponds to the frequency pattern. So as already mentioned, the apparatus is really acting as a detector of the end result of human reasoning and the signals this produces in our nervous system, particularly in our finger-tips.

Now human reasoning consists of comparing thoughts, im-



pressions, and recollections of events and then arriving at a decision. The mind, in fact, is a special kind of computer. Data is fed into our memory banks and by means of thought processes we come to our conclusions. Essentially these consist of an affirmation or a negation, and it is a remarkable thing that when the operator of a detector makes a mental affirmation he feels a slight change of friction between his hand and the rubber pad.

So in computer language the detector acts as the 'read-off' stage in a computer-like process, but instead of working with electronic circuits it works with the far more complex and flexible mechanism of the human mind.

To illustrate how the detector works like a computer, it can even solve complex mathematical problems. This was done by an operator who wished to solve a problem relating to optical lenses, a problem which had defied the experts for years. In specifying the lens system seven variables were involved, yet by setting out the data in the panel of the instrument and by judicious use of the detector and sliding cursor he arrived at the correct solution.

It appears that thought is a complex vibration in some respect akin to known forms of radiation. It may be that there are octaves higher than those found in the electromagnetic spectrum and that thought is one of them. More probably there is a wide band of thought waves ranging from the most mechanical forms of thinking to highly conscious forms of it. With sufficiently delicate instruments it should be possible to analyse a thought, and this in fact is the case.

Beginning with the first oscillator it is possible to split the skin effects from a thought into some of the constituent frequencies and eventually to use all the eight or more oscillators in a multi-oscillator instrument (Fig. 16).

Suppose a thought is held in mind, such as the general concept of some particular disease. If the frequency dial of an oscillator is slowly turned, a stick will occur on the detector-pad at a series of different frequencies. When these are listed they are known as a 'frequency run'.

Take an example. If Mrs de la Warr holds the thought of carcinoma she gets a stick at the frequencies shown in Table 1. Two separate readings are shown for April 1961 and January 1962,

which it will be noticed are not quite identical. This is due to a subjective factor. The skill and knowledge of the operator in visualising a disease picture tends to increase with practice, and so more frequencies appear in 1962 than in the previous year.

TABLE 1

*Frequencies in cycles per second registered during sustained thought of carcinoma*

1961	5						10	20	35	
1962	5.2	5.9	6.2*	7	7.7*	8.5	10	20	35	46*
1961	50		60	70	80		100	140	200	360
1962	50	53*	56	73	80	91	112	140	200	360

These were reasonably good concurrences but unfortunately there is always the possibility that the emotional state of the operator can intrude to a certain extent. The four frequencies marked with an asterisk appear to have arisen because an hour before the experiment Mrs de la Warr cut her thumb severely and was in pain. It was also bitterly cold and she appeared to be tired. As we shall see presently, the figures 6.2, 7.7, 46 and 53 are all exhaustion signals.

Each of the remaining frequencies is apparently related to some aspect of carcinoma.

The interesting thing is that if frequency runs are plotted for other conditions, such as sebaceous cyst, or frustration, concurrences are found with those of carcinoma. This confirms up-to-date medical opinion that frustration may be a contributory factor in cases of cancer. Of course this is only an example. We might take the frequency runs for polio or T.B. and find concurrences for them also in the physical and psychological fields.

Table 2 shows the frequencies when the operator is focusing his thought on these last.

Each horizontal line of figures is the frequency run which represents a disease picture which has certain concurrences with other pathological conditions.

De la Warr found that the reaction in a person to any of the frequencies in Table 2 indicated a tendency to the corresponding condition. If a subject reacted to several of the frequencies in any one of the frequency runs, then it raised the tendency to a predisposition.

# MATTER IN THE MAKING

TABLE 2

Condition	Frequency in cycles per second					
	5-20	20-40	40-60	60-100	100-200	200-400
Frustration	10	25 33.5	40 49	60 78	130 150	200
Resentment	8		59	80	130	350
Inflammation	8.5	28 37	48 58	67	140	200
Asthma	10.5	30 36	42 48	78	130	300
Bronchitis	10		46 55	62	100 180	300
Pneumonia	10	30 35	49	70	130	400
Osteo-arthritis	10.7		40 55	66	150	250 350
Cyst	9	20	46	70 81	100 140	200 300
Carcinoma	5 10	20 35	50	60 70 80	100 140	200 360
Trauma	9	20	42	60		
				61 80	100	
Shock	7.3 9.2	25 30	60	61 80	100	230
Whooping cough toxins	6.7	29	50 55	90	180	

Take for instance a case of emphysema. The wrist of the patient is connected to the Detector and also to the Multi-oscillator, and the following series of figures is obtained:

7.3 8.5 10 36 46 67 95 140 180 310 350 cycles per second.

These mean nothing until they are interpreted by referring to Table 2. The interpretation is shown in Table 3, and it may well be described as the patient's Disease Picture. As post mortems show, we rarely have just one disease.

TABLE 3

Cycles/sec.	Aspects of disease picture
7.3	Shock
8.5	Inflammation
10	Bronchitis, pneumonia, carcinoma and frustration
36	Asthma
46	Bronchitis, cyst
67	Inflammation
95	
140	Carcinoma, cyst, inflammation
180	Bronchitis, whooping cough toxins
310	
350	Resentment, osteo-arthritis

# AFTER THE BATTLE

This patient's case history showed chronic asthma and bronchitis dating from early childhood. One parent had died of carcinoma. For the previous ten years frustration had been much in evidence. Diagnosis by this method is very promising, especially when a suitably programmed computer is used.

Experiments were then carried out to discover how far the readings in a frequency run agreed when they were taken by two different operators. It was a first attempt to discover what was in a person's brain cells by stimulating the emission from his synapses. Table 4 shows the results of one experiment. The two operators held in mind the thought of penicillin (X 1612), and allowing a margin of error of  $\pm 3$  per cent there was a 65 per cent agreement.

TABLE 4

Frequency in Cycles/second during thought of penicillin

First Operator		6	6.7			8.5
Second Operator		5.2	5.9	6.8	7.4	8.4
First Operator	9.3	10		20	30	34
Second Operator	9	9	17*		30	34
First Operator	42	46	49	54	58	62
Second Operator	44*		48	54	57	
First Operator	70	76	88	98	120	150
Second Operator		86*	88		130	
First Operator	200		370	Score of concurrences for operator No. 2 was 15 out of 23 or 65% (which is significant).		
Second Operator	200	270	370			

Unless operators can agree beforehand on the precise details of the thought which they will hold in mind during the experiment there is usually some variation which can be discovered later. The frequencies marked with an asterisk were aspects of penicillin which the first operator did not have in mind, as he admitted. If this is allowed for, there is a striking percentage of agreement, and with practice it seems reasonable to rely on such records.



*Thought, Light and Sound*

It was obvious now that single frequencies were not enough and that the really promising line was in compound frequencies and frequency runs. De la Warr therefore returned to his sonic apparatus and designed a new instrument with eight separate oscillators. But this proved to be very expensive. The oscillators alone cost £36 each, so after spending £1,000 on it he stopped short at six oscillators.

This multi-oscillator has done extremely well and is part of the new Box. But frequency runs have not yet replaced the original Rates in radionics. To give up these Rates is not yet possible; they have served operators well and produced good results at a low cost. But with them the trouble is that you cannot measure the frequencies or equate the dial rates with definite vibrational relationships. The Rate, in fact, is only an arbitrary position on the dials which can be determined and recorded thus enabling an operator to tune in to his patient's condition; but it contains no known number of cycles per second.

With this new instrument de la Warr could do something which he could not do at the time of the Court case. Had he been able to do it he could have confounded the witnesses for the Plaintiff, including Sir Robert Mackintosh who summarily dismissed his work as pure nonsense. This was now in his power. He mounted radionic resonators and dials on a wooden diaphragm, then vibrated the wood, and using a transducer he converted the sonic frequencies into electric signals which were thrown onto an oscilloscope screen. Then for the first time since his work had begun many years earlier he saw wave-forms running across the screen which changed when the radionic dials were turned. It was quite a moment to remember.

Here at last was what had been happening in the Box. It was like having worked for years in a dark-room and suddenly having the lights switched on. He had been dealing with micro-sound waves, not very well understood as he now realised. The wave-forms

were too complex for their frequencies to be measured and moreover they appeared to include inner octaves of micro-sound. Using six electronic oscillators gave only six vibrations and harmonics, which in one sense was a retrograde step, but means were found to mix even more different frequencies by using tapes.

The picture was extremely complex, for as we have seen, these dial settings could also be related to light waves, thought, and perhaps other forms of energy. Also there could be cross relationships between these energies. An article in *The Scientific American* explained how sound waves could be produced of such high frequencies that they equalled those of light. So micro-sound waves can be associated with light waves and colour frequencies. What is more, the two forms of energy can interact. If, for instance, you shine a light across a column of water which is being subjected to a micro-sound wave, you get pattern effects, polarisation and distortion.

Probably something of this kind is taking place in the Box, but the over-riding factor is the operator's thought which can analyse what is happening in the patient's force field and detect the end result.

Two new models were designed from these discoveries, the Mark 7 and the Mark 8 diagnostic instruments.

The Mark 7 has twelve dials with their resonators and there is also an electronic oscillator with a transducer to assist the sonic phenomenon. The transducer supplies a physical vibration throughout the apparatus which boosts the microsonic resonances set up on the radionic dials and enhances the stick on the detector (Fig. 17).

The operator first sets the radionic dials. Then he switches on the oscillator and finds frequencies which strengthen the reaction on his detector. The oscillator makes the apparatus much more responsive to the operator's thought and renders it easier for him to analyse the case. If he holds the correct thought he gets a stick, but in spite of the oscillator he has only to switch his mind to another thought and the detector will go dead.

The Mark 8 Diagnostic Instrument is sensitised by light instead of by sound. It has nine dials and the usual magnet, but in this case there is an aperture which allows polarised light to shine through the blood specimen onto a mirror slanted at an angle of forty-five

degrees. A simple arrangement of mirrors enables energy to build up, which as in the case of the sonic frequencies strengthens the response on the detector when the operator contributes the correct thought.

Nearly every discovery which de la Warr made pointed the way to another. In this case a curious point has come to light which may well be significant. The aperture which admits the light was designed so that it could be rotated to the critical position required by the detector. It is a single plane polaroid, and it was soon discovered that the angle to which the polaroid must be rotated for the thought of hydrogen was always the same. Experiments were then made with the first eight elements and a distinct correspondence was found between the thought of an element and the angle of rotation of the polaroid.

The expensive Multi-oscillator with its six variable oscillators was too large to move about and so a portable set was designed with four oscillators. It was transistorised and run on a battery, and it was intended for veterinary research. The four oscillators produced audible sound waves by means of a miniature loud-speaker and a parabolic reflector connected to the instrument panel which enabled the sound waves to be directed at will. One type of this instrument, which neatly fitted into the hand, made such a loud, high-pitched sound that it was nicknamed the Screamer (Fig. 18).

De la Warr happened to have congestion of the lung and it was found that when this detector was tuned for the staphylococcus vibration there was a reaction if the Screamer was directed towards the base of the lung. This was surprising, but still more so was the discovery that the Screamer was acting as a psychological sonar, for it responded to anxiety, from which de la Warr was not unnaturally suffering, when it was held about fifteen inches from the lung and the thought of anxiety was held clearly in the operator's mind (Fig. 19).

This kind of instrument could therefore be used to map out a patient's general psychological condition as well as his physical state. Suppose, for instance, one wishes to map out the situation as regards arthritis, or the predisposing conditions in the pre-physical body corresponding to arthritis. We prepare a frequency

run for, say, shock which is often a proximate cause of arthritis and project it at the patient. And when the appropriate point in space around the body is stimulated by these shock signals there may be a reaction. But if the patient's arthritis is not caused by shock there will be no reaction and another proximate cause must be tried. Such a diagnostic technique reveals the psychosomatic relationships in the causation of disease.

Without enough money it is impossible for an inspired pioneer to follow up all the promising lines which open before him. Another field of experimentation which, given sufficient funds, could lead to startling results is the one which was pursued 100 years ago by John Worrell Keely.

Keely carried out experiments with micro-sound waves in which he found that hidden energies were released by relating the sizes, shapes and compositions of various bodies. In this way he succeeded in starting with audible sound waves and then making them build up to fantastically high frequencies. It is said that with the aid of certain metals of the right sizes and proportions he overcame the force of gravity and in full view of a committee he caused a little airship to rise from a work bench and remain suspended in the air for five minutes. The initial impetus in this experiment came from a violin bow vibrating a circular metal plate which was connected by joined sections of silver and platinum wire to a composite bar embodying carefully machined metal components in the correct proportions. On this bar the airship rested.

De la Warr had the idea that thought might react more easily with extremely high-frequency micro-waves of this kind than with waves of lower frequency. So in his portable detector he fitted a bar in which were the three elements, carbon, aluminium and copper. Following Keely's directions he arranged the mass relationship between his machined components in the ratio 1:2:3. The idea was that they could be made to beat together and produce the necessary high-frequency micro-sounds.

It was found that this apparatus could be tuned to produce combined wave-forms which were not measurable and that it served quite well for detecting the force fields surrounding living things such as humans, animals and plants. Like the instrument



with the six oscillators it is very sensitive, but far cheaper. It sells for only £8 10s compared with a price of £750 for a multi-oscillator.

### *Psychosomatic Force Fields and Nodal Points*

Using the new detector with the three elements in oscillation, two fields of influence were mapped out, one of which was a completely new and somewhat enigmatic discovery. The first was the Biological Pattern or Psychosomatic Force Field in which lie negative emotions and pre-physical tendencies towards various maladies. The second was a network of mysterious points of influence, or Nodes, which surround each living creature (Fig. 20), as well as other entities such as magnets, and which, so to speak, duplicate it in space. The Biological Pattern does not extend any great distance from the subject and moves with him through space, but the Nodal Points appear to permeate the whole Biosphere.

We have seen how psychological states such as anxiety can be detected at points away from the body. Further experiments showed that each separate part of the body has its own network of points forming a Biological Pattern whose shape changes with psychological factors such as moods and habitual tendencies.

Fig. 21 shows the Biological Pattern related to a subject's bronchus. The loops on the right of the centre line, facing the reader, relate to the left bronchus of a fairly healthy subject who is seated in front of the model with his chest touching the perspex. The corresponding pattern on the other side of the centre line is that of a chronic asthmatic. Whereas in the pattern of the healthy subject the loops are full and fairly symmetrical, those of the asthmatic, although approximately of the same length, are distorted, and at three significant points where the kinks and elongations occur, the detector showed reactions for frustration, anxiety and fear, which seem to be contributory causes of the asthma.

An experiment was made of starving a plant for five weeks in a hot room, at the end of which it was found that the loops in the plant's Biological Pattern were becoming distorted and that kinks were forming. It seemed that a tension had been induced at these points and that the plant was suffering from something

corresponding to frustration in a human being. It seems likely that these points of stress are bottlenecks which inhibit the flow of vital energy.

It is reasonable to suppose that because psychological conditions are so often the cause of physical maladies, these negative emotional foci within a patient's Biological Pattern or Force Field affect his constitution and produce physical effects. This would confirm the growing belief among doctors that most ailments have a psychological basis and that severe emotional shocks are a particularly prevalent cause of illness, such as arthritis; for it is found that a severe shock will produce a kink almost immediately.

As already explained, in normal radionic analysis, using a specimen of the patient's hair or blood in the diagnostic instrument, it is these extra-dimensional force fields and psychological stresses which are being detected, not the physical state direct.

The process of detecting these patterns is this. In the case say, of a patient, Mr X, who is suffering from bronchial asthma, the operator sits in front of the diagnostic instrument and focuses his thought on 'Bronchial Asthma of Mr X'.

Having done this he then proceeds to detect the supporting factors by an orderly process of thinking, guided by suitable Detail Cards. In a typical case he might discover the following:

*Bronchial Asthma Case*

*Physical locations involved*

Upper respiratory tract  
Bronchial tract  
Lungs  
Blood  
Heart  
Vaso-motor nerves

*Supporting physical locations*

Liver  
Stomach  
Small intestine  
Large intestine



FIG. 14

Mental image transferred to a photographic paper during the London-Leeds Experiment.

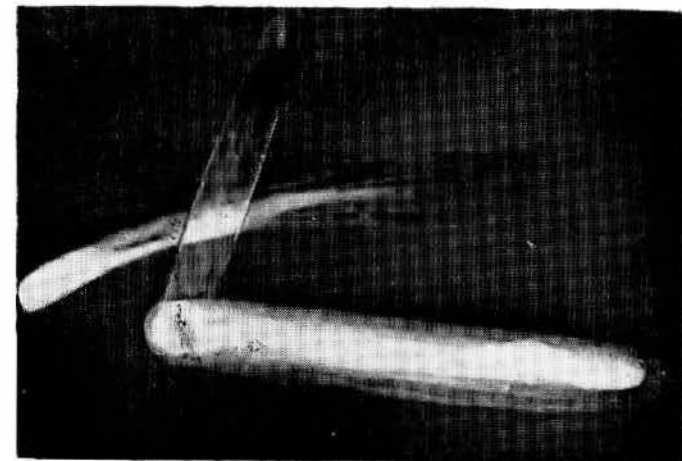


FIG. 15

Thought photograph of pen-knife taken with Mark 1 Camera.






FIG. 16  
Multi-Oscillator Unit and Detector.




FIG. 17  
Mark 7 Diagnostic Instrument with one wide range oscillator.

## PSYCHOSOMATIC FORCE FIELDS AND NODAL POINTS

The items in both the first and the second lists would then be elaborated for causes of the involvement; for instance:

### *Respiratory system*

- Distension of bronchial alveoli
- Impairment of pulmonary valve
- Spasm of bronchial muscles
- Scar tissue on inter-pulmonary bronchi

### *Neuro-psychological conditions*

- Anxiety
- Fear
- Frustration
- Mental shock

Helped by a detector sensitised by sound which is able to detect both physical and psychological conditions, we have here a very detailed and delicate method of diagnosing a case which takes in the whole picture of the patient's state and not just his physical symptoms.

Of course we are only at the beginning of this new branch of science and much remains enigmatic. The patterns are not in the flat but in three dimensions. What, for instance, is the significance in healthy subjects of loops which seem to rise exuberantly upwards and are not unlike simple induction coils? Do they indicate an excess of vital energy?

It is found that with suitable treatment the patterns change. The kinks tend to disappear and the loops to fill out. Given the necessary industry, which is considerable, an operator could see from the start of a case just what needs to be done and he could observe his patient's progress.

Some years ago de la Warr found that there was a quite distinct spatial disturbance of another kind around living creatures which is only apparent at particular points. These he called Nodal Points.

How are these points plotted? Mr X stands facing a doorway and part of his personal force field of nodal points can be plotted on an adjoining wall (Fig. 22). Each nodal point is detected by means of a portable detector and antenna. Two operators are entailed, one to work the detector, the other to move the antenna

about the wall and mark the nodal points where reactions occur. If the plane of operations is now changed – say to a board inclined at an angle to the wall – it soon becomes clear that the arrangement of the nodal points is three-dimensional (Fig. 23).

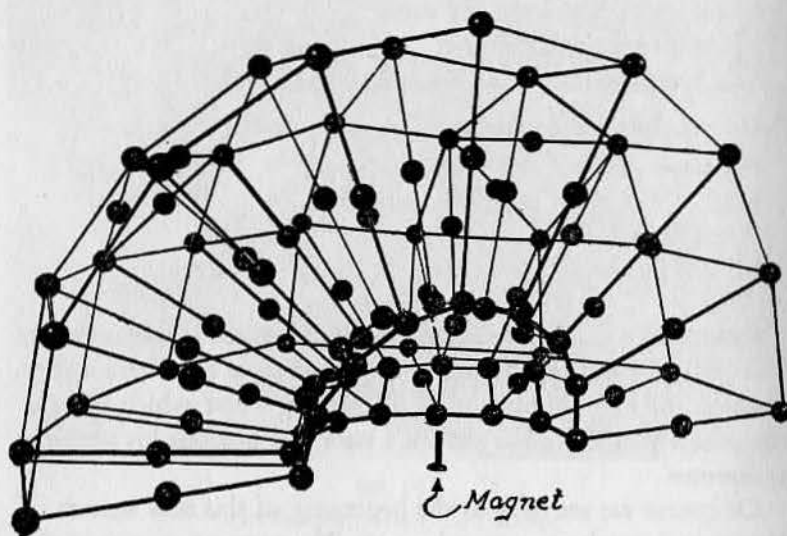


FIG. 24

Spherical segment through the force field around a small bar-magnet showing the disposition of the nodal points.

The same procedure can be followed for any living things, such as plants, and even for magnets. This supports de la Warr's contention that he is revealing a certain magnetic quality in matter. In the pre-physical state magnetism appears to be unhampered and uncompressed. This is tantamount to saying that 'free' magnetism is found in the multi-dimensional world.

The nodal points are related to this magnetic quality in all matter. They are simply an extended magnetic field arranged in radiating lattices in the form of spirals. In passing from one nodal point to the next they are alternately 'north' or 'south' poles as molecules of an ordinary magnet would be. There is a curious movement of these poles or nodal points which suggests that they are part of a dynamical system.

If a bar-magnet (Fig. 24) is stood on end and rotated anti-

clockwise, the nodal points move outwards and the gaps between them are filled, just as they appear to be with galaxies in the Expanding Universe.

At the moment when a person is born, the interaction of all the Primary Lattices of our solar system stand in a certain relationship and the new-born baby has a permanent place in this arrangement. So he has an individual pattern of his own and a place into which this pattern fits magnetically. This is his so-called Secondary Lattice which is affected by the movements of his physical body.

When a physical body is rotated to its correct 'on-tune' position with regard to the Earth's Lattice, it is then in its Critical Rotational Position, or C.R.P. So here at last we have a definition of this much talked of phenomenon. In the case of a plant, of course, the C.R.P. is its growth position. It must grow in tune with the Earth's lattice. Other force fields have been found around a simple bar-magnet. Fig. 25 shows some of the detail discovered by the portable detector when the operator thinks of hydrogen and oxygen.

Each of these elements appears to have its own spiral and where there is valency between the two, this seems to be shown at the point where the spirals cross. From the models which have been built up to date it is evident that where the spirals of hydrogen and oxygen touch or intersect there is a nodal point for the molecule of water. So there seems to be an alchemy in space which is related to the chemical process.

Referring to one of the photographs taken by the Camera, using a crystal of copper sulphate (Fig. 26), it appears now to be a nodal point in the copper sulphate lattice. The six lines would arise from copper, sulphur, oxygen, hydrogen (from moisture), nickel and other impurities. The plane of the photographic emulsion is thought to have cut the image just above the nodal point.

The network of nodal points around, say, Mr X in Fig. 22 represents *virtual* Mr Xs. They are in permanent resonance with him and enable diagnostic and therapeutic techniques to be carried out more efficiently.

Three-dimensional models in perspex have helped to make clearer some of the mysteries surrounding nodal points. It is



arduous work making these models, but the subject has aroused a good deal of interest at home and abroad and there are now fellow workers in this field. Mr Kirk of Durban University has made a good model. Dr Goos in Copenhagen has been corroborating de la Warr's findings and has also produced an identical model to that seen in Fig. 25. A scientific team in Aldermaston has contributed a model of the spirals round a bar-magnet.

If we now consider the process of materialisation, it seems that free energy, or potential force, is channelled into the re-entry spiral pathways reaching each nucleus. So that we are possibly having a glimpse of the creative process in the pre-physical stage.

All materialisation including the growth of living creatures depends upon critical rotational relationships. Thus as the molecules of a plant are in tune with the whole plant, so the molecules of an animal's body are materialising in tune with the whole body and its force fields. Only when there is this relationship can secondary lattices get in step with the Earth's primary lattice; only then can there be harmony in Nature. But man by his ignorant interference upsets this harmony and distorts the secondary lattices.

We could of course consider the effect of being adjusted to the Primary Lattices of the Moon and the Planets as well as to that of the Earth, but this would bring us into the sphere of astrology which incurs so much scorn from the orthodox.

How can these nodal points be explained in a deeper sense? Perhaps it is possible to throw some light on them, and also on force fields, by considering the multi-dimensional world.

It will be remembered that the fifth dimension contains the principles of Potentiality and Togetherness, while the sixth dimension comprises those of Recurrence and Periodicity.

The Force Field or Biological Pattern is a channel through which Potentiality emerges into actuality. In the growth of an embryo, past, present and future are integrated in a 'magical' way as has been described in an earlier work.\* This is Togetherness emerging into Time. At the same time, as we have seen in Chapter 3, force fields are associated with periodicities, which is Recurrence in Time.

On the other hand nodal points represent replicas of various

\* Vide Appendix, 3.

entities, which is Recurrence in Space. They are also in permanent resonance with their subjects, which is Togetherness in Space.

Some light can be thrown on the kinks in the Force Field due to negative feelings such as fear, frustration and anxiety. The passage from potential to actual is often accompanied by negative emotions. We hope for this, but dread that. Seldom are our hopes fulfilled. Either nothing happens, or else something occurs which is unwelcome and unexpected. This sets up points of stress in the borderland territory between the worlds of What Might Be and What Is, which take the form of Frustration, Resentment or some other negative emotion. And this distorts the Biological Pattern.

*The Mysteries of Absorption*

Important discoveries had been made with the help of the multi-oscillator, but there was more to come from the cornucopia of acoustics. This was connected with the absorption of sound.

In physics it has been found possible to use absorption of light to examine molecular structure, but only in translucent substances. You shine a light of a particular frequency through your specimen and observe what comes out on the other side, from which you can deduce the molecular structure. But of course this is impossible if the substance is opaque. In medicine, absorption techniques can be used only for the precise detection of body fluids and body pigments.

In some ways sound waves are similar to light waves. Just as there can be white light, which is a blend of all the colours in the spectrum, so there can be 'white noise'. Like light, sound can pass through a partition or be absorbed, as when there is sound-proofing.

A new form of sonic therapy seemed possible; music therapy for instance. Sounds could be projected at some distance from the patient, or perhaps in some other manner. De la Warr felt that if the moving coil at the centre of the loudspeaker could beat the air into sound waves around a person, a much more effective way of transmitting the energy to a patient would be to design a 'soft speaker' which touched his skin and vibrated it almost soundlessly. Frequency runs were therefore recorded on tapes in a special manner and a sonic therapy apparatus made its appearance, the V.T/2 (Fig. 27). This form of vibration therapy was found effective in certain cases, especially for rheumatism.

One day when Mrs de la Warr's mother was being treated with the V.T/2, they decided to try to get a better idea of what was happening at different frequencies, so using a composite tape impressed with extracts from twelve original tapes which had been recorded for treating the muscles, the nerves, the joints and so forth, these patterns were applied to the patient. Ten seconds were

allowed for each of the twelve signals on the composite tape.

The problem was to discover how much of the sonic energy she was absorbing. Accordingly a second vibrator was used to record what sound waves were passing through her without being absorbed, and by connecting this second vibrator to an oscilloscope it was possible to display them visually. For each of the sound patterns the ingoing and the outgoing, when converted into electrical waves, could be shown simultaneously on the oscilloscope screen, and by comparing the two sets of signals it could be seen how much transmission was taking place.

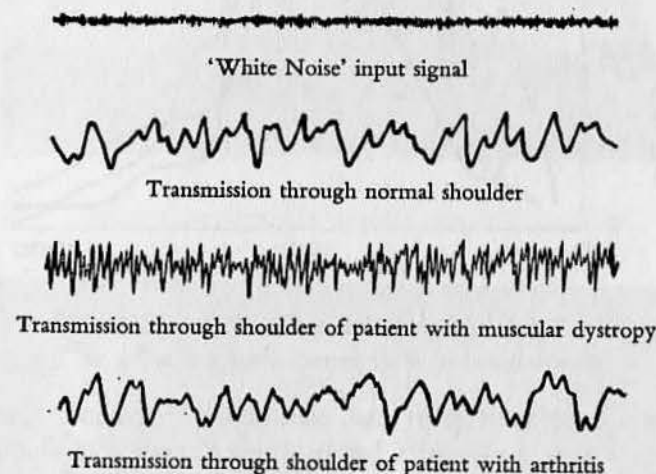


FIG. 28

Photographs of oscilloscope traces showing transmission through three different shoulders from white noise input.

Placing the input vibrator on various affected parts of the patient's body it at once became clear that the transmission varied with the amount of tissue which the sound waves had to pass through and also with its state of health and normality. It seemed possible too that different frequencies of sound were being absorbed in varying amounts according to the nature of the substance.

Of course it was impossible to confine the sound waves to any particular organ because the sound spreads out. But when the vibrator was placed on a healthy knee or shoulder as compared



## MATTER IN THE MAKING

with on an arthritic knee, there was a marked difference in the transmission signals. Fig. 28 shows the transmission signals for a normal shoulder compared with those for shoulders in cases of muscular dystrophy and arthritis.

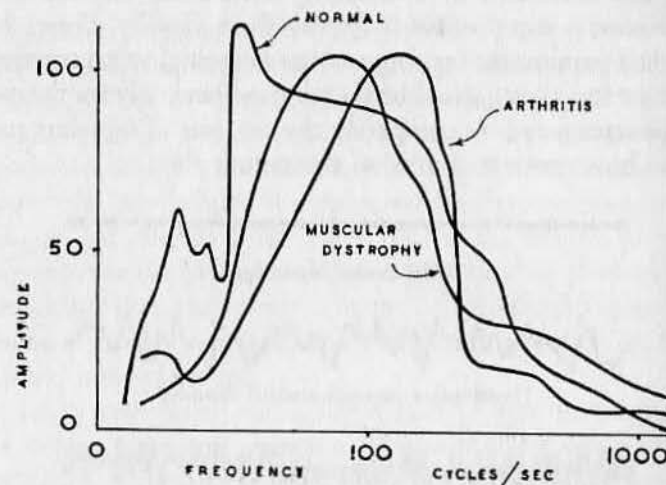


FIG. 29

Graphical analysis of the transmission signals in Fig. 28.

This agreed with what had been discovered about specific frequency runs in radionics, but here was a method of diagnosis which seemed to be independent of the psychological element and which could be used by any operator, no matter what his state of mind. Consulting Dr E. F. Mason, of the Department of Physical Medicine at the Radcliffe Hospital, Oxford, de la Warr learned that little or no experimental work had been published on the absorption of audible sound waves. These vibrations are, of course, in the lower band of sonic frequencies. It seems that acoustic pressure waves ripple through the body and create electrical stimuli on their way through the tissues. Treatment with the correct tapes can reinforce this process.

Ten-second intervals on composite tapes were soon found awkward and time-wasting, so they were shortened to half a second each and with half-second intervals between the bursts of sound. Playing this tape produced rather an amusing if vulgar

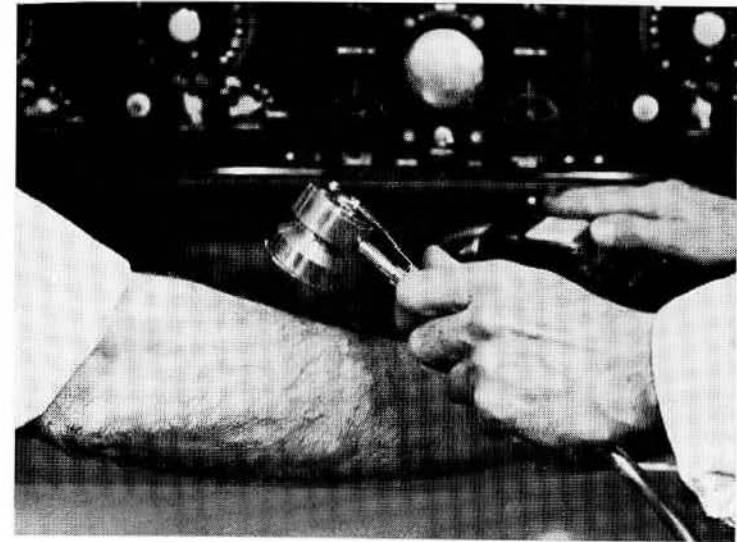


FIG. 18

Sound wave directed by parabolic reflector in diagnosis.

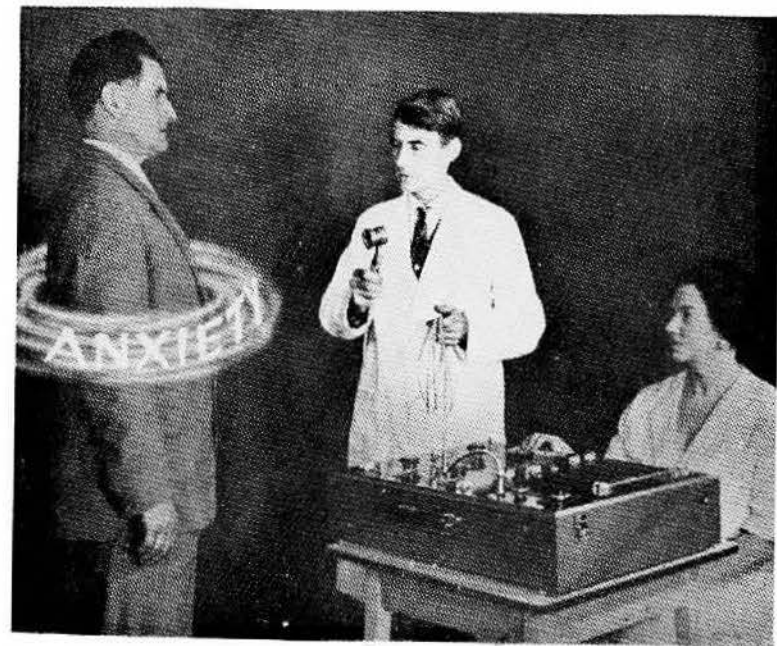


FIG. 19

Detecting positions of psychological force fields in space around the human.

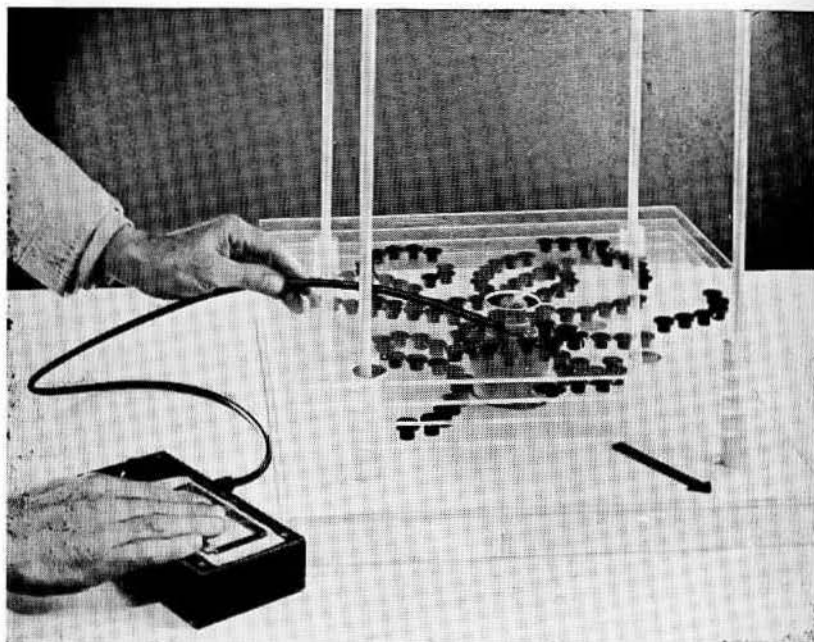


FIG. 20

The Portable Detector being used to find the force fields around a cactus plant.

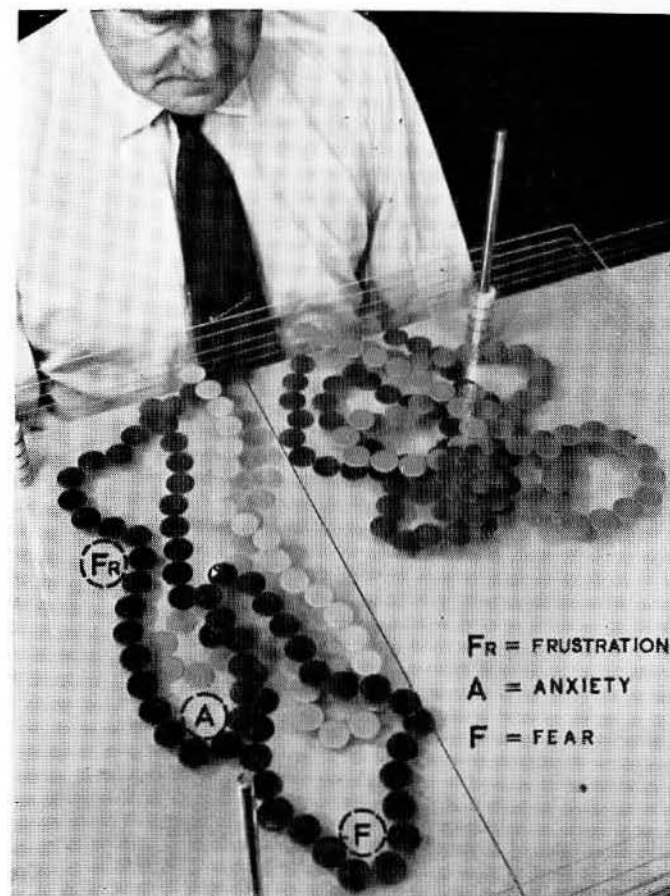


FIG. 21

Cross sections through the force field of the bronchus. The pattern for the left bronchus of a fairly healthy person is shown on the right of the picture and compared with those of the right bronchus of a chronic asthmatic. Three negative psychological force fields distort the latter.




FIG. 22

Some of the nodal points in the human force field showing a Portable Multi-Oscillator being used as a detector.

## THE MYSTERIES OF ABSORPTION

effect, for each complete pattern when compressed had a different sound which was like a short melody of eructations. So it was called the Burp Tape. Each burp consisted of eight simultaneous signals with half a second between the burps, and in this way as many as twelve signals could be run through in twelve seconds.

To discover more about absorption better instruments were needed to distinguish between the ingoing and outgoing signals and assess their difference. An ordinary oscilloscope will throw these signals onto a screen in the shape of wave-forms but it leaves no permanent record. A recording oscillograph was more the kind of instrument which was required.

But an automatic instrument of this kind costs about £1,200 which without financial assistance was beyond de la Warr's means. However, at this juncture, when the Laboratories were in an extremely precarious position and could not even meet the wages bill, a friend of one of the members of the Mind and Matter Trust offered a contribution of £1,000 which was gratefully accepted.

But even with this sum in hand de la Warr could not afford an automatic recorder so he had to make do with simpler and less expensive equipment. For £110 he bought a special camera for the oscilloscope with which it was possible to obtain a graphic record; and for £160 a small frequency analyser which was not automatic and which put his electronics expert to considerable trouble to analyse approximately a few wave-forms (Fig 29). They managed to get some quite good photos of signals which had passed through certain parts of the anatomy of healthy persons and to compare them with corresponding signals from afflicted patients. It became clear that they had been right in assuming that each of the wave-forms was highly individual.

They were obviously on the right road, but the signals were very complex and it was not at all easy to assess their differences and interpret them. There are instruments which will analyse waves automatically, and at the Electronics Exhibition at Olympia de la Warr saw just the kind of one he needed. As this matter is important for the further development of sonic techniques we will try to explain very simply how these instruments work.

In Fig. 28 we have a simple diagram showing a transmitted signal, and in Fig. 29 the wave analyser has recorded a graph



showing what has happened. When this signal of white noise – which comprises all sounds, just as white light comprises all colours – has passed into, say, the patient's hip joint, a portion is absorbed, while the remainder is what has emerged from the patient's body on the other side of the hip joint.

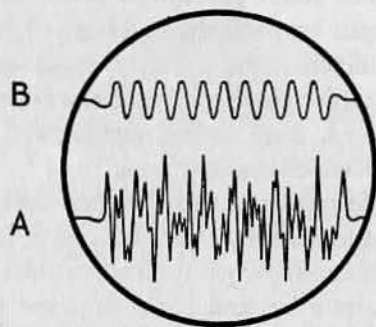


FIG. 30

The bottom graph represents the signal applied to a hip joint and the top graph shows how much of the energy has been detected on the opposite side of the hip by means of the sensitive pick-up device.

The analyser can produce pictures of this kind for each waveform that one wishes to analyse. For instance, the state of Mr Smith's shoulder in which there is suspected arthritis could be compared with a normal, healthy shoulder, but with de la Warr's instruments only somewhat roughly and laboriously. To do it automatically and accurately a computer is needed costing upwards of £15,000. This is far beyond the reach of a private research worker, but as one of the witnesses in the Court case remarked, this work should long ago have been financed at public cost.

The Pye-Ling group were very co-operative and allowed de la Warr to use their £20,000 wave analyser to check up on his results. So a day was spent at the Laboratories making sound records for each patient arriving for treatment and subsequently analysing the results with the instrument at Pye-Ling's laboratory in Royston.

Something much less costly was required and so de la Warr and his staff set about designing the Psychoplot Analyser which was

controlled by a tape-recorder and was simpler and cheaper. The most expensive part of it was the Autoplotter which draws a graph automatically and can therefore record on paper the patient's transmission signals by conventional methods. It costs £300, which was still beyond his means; however, a kind and far-sighted friend, a Miss M. Wyld, donated the necessary sum for the instrument which she called the 'Recording Angel', and this gave a new impetus to the whole project.

The Autoplotter works on the servo principle and moves a pen over a fixed piece of paper, in response to the signal voltages applied to its input terminals, from the patient.

The tape recorder gives the impulses to the knee and the signals received after they have passed through the wrist cause the pen to move up and down. The pen itself is carried along from left to right by a travelling bar (Fig. 31). Scientific Furnishings, Ltd., sell the Autoplotter and other firms make more expensive variations of it.

To discover more about absorption de la Warr carried out some experiments with inorganic substances. Cubes were cut from square bars of brass, steel and aluminium, and cylinders from round bars of similar metals, and when white noise was injected it was found that all of them transmitted the sound waves differently due to their different shapes and composition. Then hexagonal bars of hardwood and other combinations of shape and substance were tried out, and in each case it was possible to identify the specimen from the transmitted signals. But it was clear that these oscilloscope traces could only be properly interpreted in quantity by an electronic computer, and the oscilloscope was discarded.

Passing from inorganic matter to living plants, the next experiment was made with a sprig of virginia creeper about five inches long and with three leaves. A sound pattern was injected at one end of this sprig and at the other end a microphone picked up the signals which had passed through it.

A leaf was removed and thereby the recognition signal was changed. With one leaf less it had become something different. They were now beginning to recognise a living thing by its form.

The next step was to buy some kidneys and other parts of

animals from a butcher and follow the same procedure. It soon became clear that chicken's liver, lamb's heart and so forth had each its own transmission characteristics (Fig. 32). It was also found that the absorption characteristics of fresh meat are different from those of stale or rotten meat. Here then is a quick and ready method for inspectors to test the freshness of meat which is put on sale.

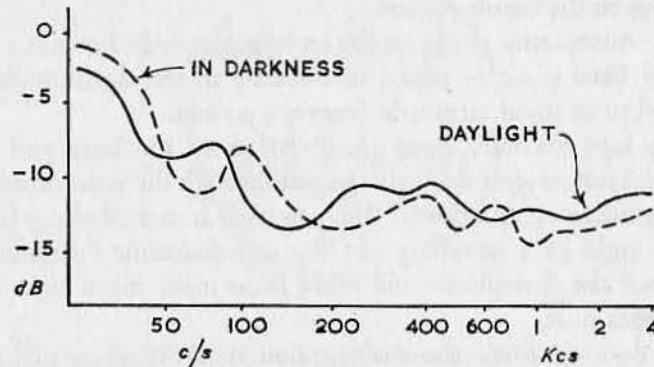


FIG. 32

Autoplotter graph showing the difference in the transmission between daylight and darkness conditions for a specimen of sheep's liver.

To apply this technique to discover tissue changes in a live subject is a more complicated process. It was found that the transmission characteristics of any part of the anatomy are affected if energy of some kind, such as heat, light, or sound waves, is projected at the subject. The effect of irradiating with light energy is seen in Fig. 32. The first recording was made in daylight and is shown by the continuous line. The room was then darkened and another recording was made, as shown by the dotted line.

This experiment encouraged the Laboratories to try the effect of certain colours. Fig 32 shows the effect of using red and blue filters in a darkened room, followed by daylight.

Until comparatively recently colour therapy was frowned upon in America, but after the work of Dr Ott of the Time-Lapse Research Foundation it may cease to be so much under a cloud.

Dr Ott was asked by Walt Disney to film the life cycle of the morning glory flower, but he found that due to the red light in

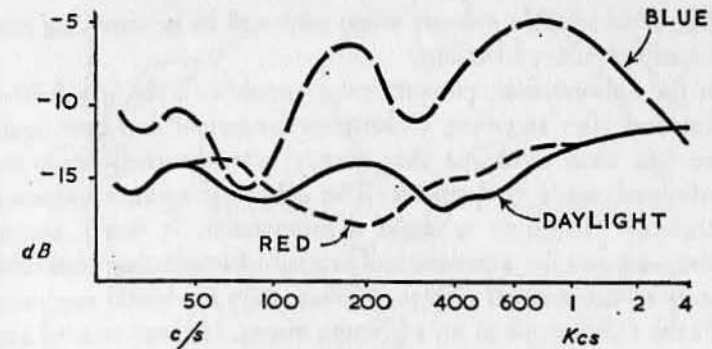


FIG. 33

Graph of the transmission above the knee using red and blue filters consecutively and then daylight.

his flash-bulbs the flowers would not mature. This and other discoveries led him to test the effects of colours on animals, and he became convinced that colour therapy is no chimera.

The Delawarr Laboratories found that the transmission characteristics are affected if something is swallowed or injected.

This form of detection could be used in horse racing. If trainers had the sonic apparatus they could quickly check up before a race to make sure their horses had not been doped. It would be particularly useful because in their long struggle with the dopers the dopers have the advantage of the torrent of new drugs which are being manufactured by the chemical firms. Few of these drugs can be detected in the dilutions used by the dopers, so in screening it is necessary to use elaborate methods of concentrating the drugs which have been introduced into the horse's blood. All this takes time and it would be impossible to test a horse for doping immediately before a race. But with the sonic apparatus it might be possible to test horses in a few minutes. Tests have already been made on horses with some success.

As to colour therapy, de la Warr had long known that this was effective from the use of his Colorscope. As an example, the Abingdon Hospital allowed him to irradiate patients during minor surgical operations to see if it was possible to arrest capillary bleeding. In two cases of cyst the patients were treated with the Colorscope for two minutes before an incision was made and also during the operation. Haemostatic patterns of sound-waves to-

gether with suitable colours were used and in neither case was there any capillary bleeding.

In the Laboratories, patients were tested with the Psychoplot before and after receiving Colorscope treatment and here again there was clear evidence that energy was absorbed from the colour and sonic frequencies. The effect of twenty minutes' Colorscope treatment is easily demonstrated. It was a simple further step to take a patient and instead of irradiating him with colours in the normal way to irradiate only his blood specimen with the Colorscope in an adjoining room. He was relaxed and unaware of what was going on, and there was considerable excitement when the graphs began to change after about five minutes.

During a repetition of this experiment de la Warr removed the blood specimen without the knowledge of those who were plotting the graphs and the result was that the graphs began to return to normal. Again without their knowledge the blood specimen was replaced, and after thirty minutes the graphs began to change again to the previous pattern. Treatment by a broadcast treatment set was found to affect the patterns in much the same way as Colorscope treatment. This is because physical distance has little or no effect on a level on which there is increased Togetherness.

The Colorscope experiments were repeated, but this time with the patient's blood specimen thirty miles away at Newbury, and later forty miles away from Oxford at Evesham. Each time the 'arrival' of the energy in the patient at Oxford was automatically recorded. Once it took only a minute for the physical effect to be observed.

Still further experiments were carried out to establish scientific evidence of a connection between a subject and his photograph. The subject, a 17-year-old youth named Michael, lay relaxed in a darkened room in Oxford with the sonic apparatus strapped to his biceps and the recording instrument in an adjoining room (Fig. 34). His photograph was in Newbury. A phone call was then put through to Newbury asking for a yellow light to be shone on the photograph continuously for fifteen minutes. Once again there was a marked change in the frequency responses.

The photograph was then taken to Evesham and irradiated

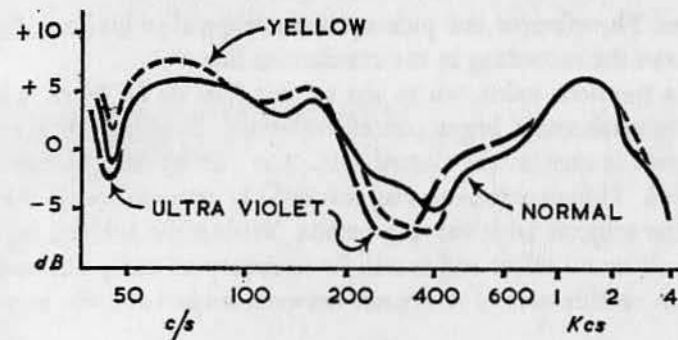


FIG. 34

The Newbury Experiment

Graph of the transmission through the biceps when the photograph of the subject is irradiated with yellow light and ultra-violet light respectively but thirty miles from the subject.

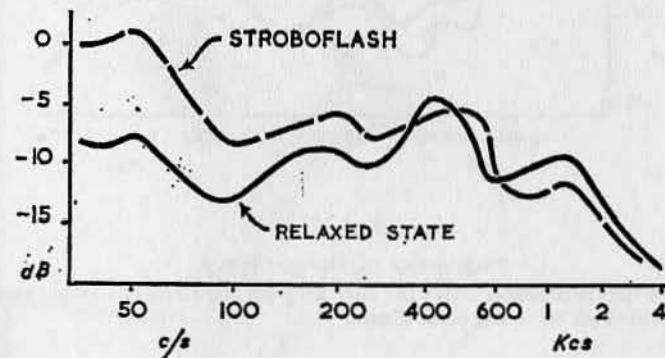


FIG. 35

The Evesham Experiment

Graph of the transmission above the knee when the photograph of the subject is irradiated by an intermittent light from a Strobotorch but forty miles from the subject.

with a Strobotorch with the results shown in Fig. 35. These experiments have been extended and transmission has been received from Stockholm and also from New York. In the latter experiment scientists were assisting at both ends.

The most important test of all at the Laboratories was to see whether the apparatus could detect the effect of thought energy projected at someone. For this test the subject lay down for half an hour while readings were taken every five minutes to establish



## MATTER IN THE MAKING

a norm. The vibrator and pick-up were strapped to his knee. Fig. 36 shows the recording in the continuous line.

At a moment unknown to the subject Mrs de la Warr, who was 100 yards away, began concentrating her thought on him and the result is seen in the dotted line. The energy level has been changed. This experiment was successfully repeated with three different subjects with varying results. With some subjects there was little or no effect and it will be necessary to carry out more research on this state of resonance between subject and thinker.

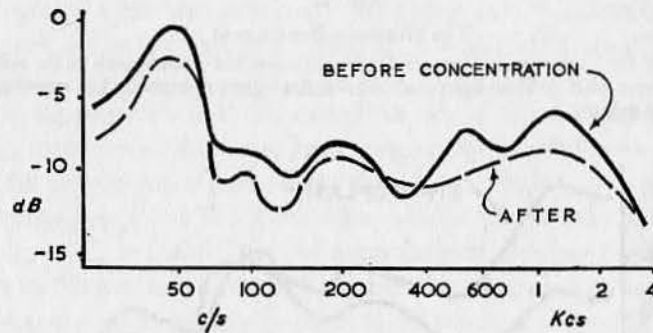


FIG. 36

### Transmission of Thought Energy

Graph of the transmission above the knee showing the effect of thought energy that was directed from 100 yards distant.

Further experiments were conducted to test the change in a person's energy level under somewhat different circumstances. When Mrs de la Warr merely entered the room where the subject was relaxing there was a change in the graph. A more marked change was recorded when she held her hands immediately over his knee for two minutes without touching it. This is seen in Fig. 37. It took ten minutes before the energy level returned to normal. This lends support to the findings of a medical sub-committee that the mere presence of a doctor sometimes has a beneficial effect on a patient.

Although the thought experiment strongly supports the contention that thought is a form of energy, the scientific world will need far more evidence than this before it accepts such a revolu-




FIG. 23

Some of the nodal points seen in plan view around a human being.




FIG. 25

Plan view of Perspex laminations showing the positions around a small bar-magnet which have been detected in association with the thoughts of hydrogen and oxygen.

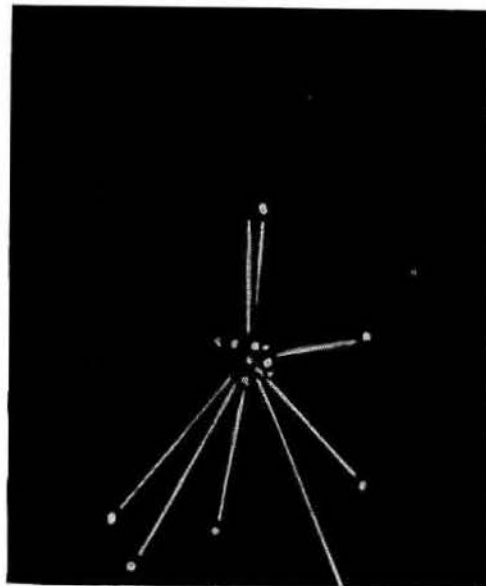


FIG. 26

Photograph taken at nodal point in space of a copper sulphate crystal with Mark 1 Camera.

## THE MYSTERIES OF ABSORPTION

tionary idea. Yet this technique of observing energy transmission and absorption is a powerful weapon and it will certainly lead to more discoveries. De la Warr believes that when using a radionic detector the positive reaction, or stick, coincides with the moment of absorption of the energy which the operator has generated with the aid of his thought.

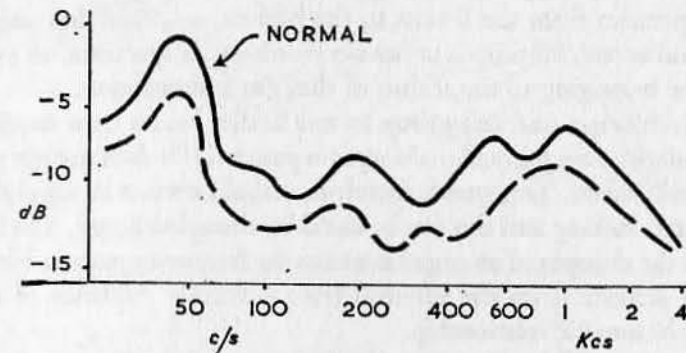


FIG. 37

Graph of the transmission above the knee showing the effect of holding both hands near the knee of the subject.

As the work continued it became clear that absorption was the key to many problems which had been so baffling in the past. In radionic treatment at a distance energy of some kind is being absorbed by the patient. In Colorscope treatment the energy of light and sound is absorbed: specific mixtures of colour and sonic frequencies are produced which can readily be absorbed by the appropriate cell-groups and organs. Absorption seems to occur in spite of the opacity of the tissues.

Almost certainly an orderly process of energy absorption is an integral part of the life cycle. To maintain the living organism there must be an exchange of energy on various levels, for the absorbed energy reappears in the normal process of cell growth. In other words there is an exchange of energy between the physical and the pre-physical spheres.

It is easy to see that we should die without air or food. What is not so obvious is that we should die even more quickly without the impressions of many kinds which give us psychic energy and

keep the organism going. Impressions can reach us even in sleep via the special senses as well as through thought, feeling and memory.

Just how energy of any kind affects the pre-physical state is unknown, but the absorption spectra for various substances in the visible light and infra-red bands are quite familiar. There is little doubt that absorption of energy occurs on all levels and involves frequencies from the lowest to the highest, whether they are of sound waves, vibrations in the electromagnetic spectrum, or even those belonging to the realms of thought and emotion.

Each organ and cell-group in our bodies has its own requirements, its own particular absorption pattern. If it does not get this it will sicken. Treatment, therefore, should consist in supplying what is lacking and this can be aided by thought energy. The fact that the thought of an organ contains the frequency pattern which will activate it on the physical level is further evidence of the psychosomatic relationship.

In cases of ill health there seems to be a general shift up or down the spectrum producing adverse energy absorption patterns which are recognisable.

Where inorganic matter is concerned, the absorptivity is constant apart from the shape and character of the medium, but with living matter a new factor appears, for the absorptivity is affected by the subject's psychological condition. Negative states interfere with the energy exchange and may lead to debility and disease. This is suggested in Fig. 21 which shows kinks in the biological patterns due to frustration, anxiety and fear.

In receiving treatment a good deal depends upon the patient who can either be open or shut to the energy patterns which are being administered. The results will be best if he is in a better state of consciousness and clearly visualises each cell-group, organ or positive psychological condition corresponding to these energy patterns. He is then contributing actively to his own cure. But negative states of mind have the opposite effect and this applies also to animals who may be in a state of fear or irritation. A good doctor or vet will calm his patient with a word, a touch, or a glance. Even these things may contain healing patterns.

It was noticed by means of the Psychoplot that a change in

emotional tone produces a corresponding change in the recorded transmission signals, and with very little time-lag. This led to further experiments to see if it was possible to measure the effects of various forms of art on different subjects.

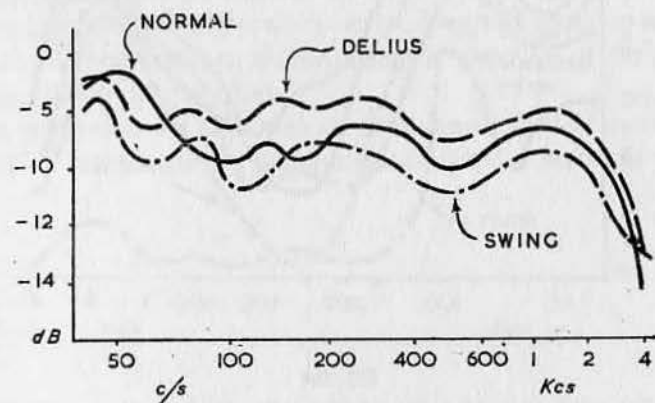


FIG. 38a

Effect of two excerpts of music on M., who is seventeen years of age and has a taste for popular music.

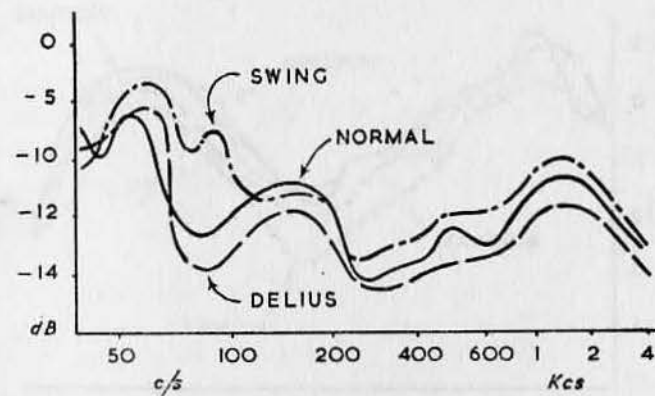


FIG. 38b

Effect of the same two musical passages on Mr P., who is fifty-four years of age and has a taste for classical music.

Graphs were plotted of a number of sound transmissions, ranging from 20 to 4,000 cycles, through some convenient part of the subject's body. This continued until a stable state of relaxation



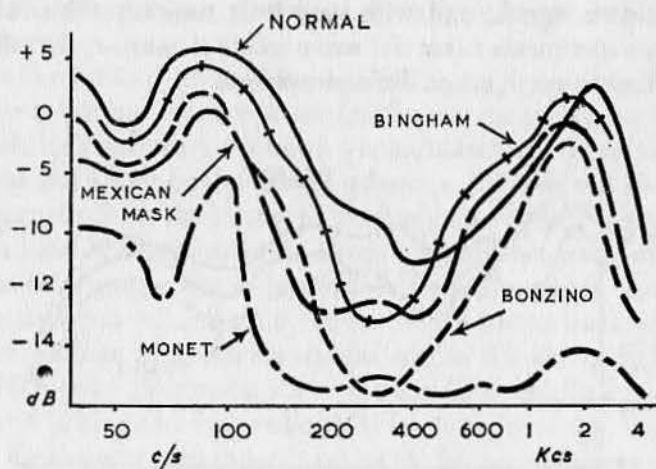


FIG. 39a

Effect of pictorial art on M., seventeen years of age, and showing great response to the impressionist picture by Monet of a flag-bedecked street.

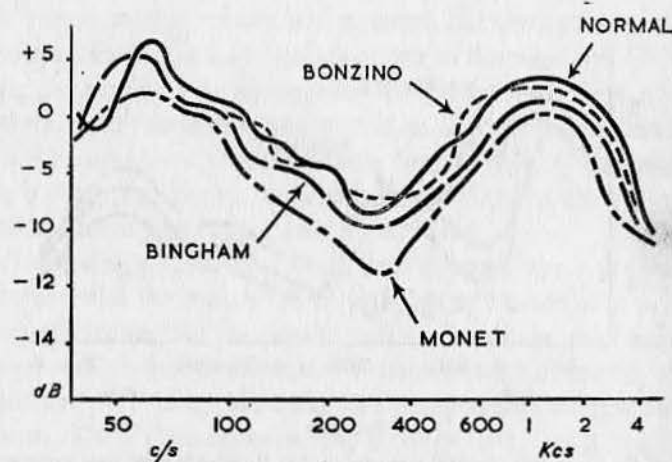


FIG. 39b

Effect of pictorial art as above on Mr P., fifty-four years of age, who is very familiar with each picture.

was reached. The subject was then treated with a view of selected pictures or a short passage of music. This produced an emotional effect which was reflected physically in the musculature and could be plotted by graphs of the transmission signals. The results of several such tests are shown in Figs. 38a, 38b, 39a and 39b.

As a general principle, elevation of the graph seems to correspond to excitement or dislike, whereas lowering of the graph means liking or relaxation.

It seems that we have here an objective method of measuring people's reactions to art without imagination or pretence.

*Hope for Rheumatics*

**I**t was found that sonic treatment, which works with Nature and not against it, was highly effective.

With the V.T/2 apparatus patients can be treated by using one or more of the tapes A, B, C and D (Fig. 27). These tapes are for disorders such as arthritis and fibrositis in the muscular, skeletal and musculo-skeletal regions and for that of the peripheral nerves. The instrument energises an applicator which is held gently in contact with the patient's skin.

Audio-sound waves below 400 cycles a second can be made to pass right through the body, but the absorption is considerable and this absorption stimulates the tissues. The lower frequencies of 60 cycles and below may give up as much as 90 per cent of their energy when coming up against the thickest part of the torso. As already explained, certain corpuscles in the tissues act as transducers and convert the sound pressure waves into electrical stimuli. The frequency range to which these corpuscles will respond is between 50 and 800 cycles.

Single waves projected from a vibrator have very little therapeutic effect apart from stimulating the skin and surface tissues around the point of application. Certainly some of the energy is absorbed, but specific effects cannot be obtained until the correct frequencies are combined into wave patterns. It is important to notice this point because doctors who see the apparatus will be reluctant to accept such a new biological principle until corroborative evidence has appeared in the medical journals.

Tape A is for treating the general conditions of rheumatism. This includes affectations of the back (lumbago), the neck (torticollis), the shoulder and thorax (pleurodynia), the thighs (charley-horse), and general muscular spasms. In some cases Tape B will be used in conjunction with Tape A.

Tape B is used for osteo-arthritis.

Tape C is for musculo-skeletal conditions in which there is

rheumatoid arthritis which may be affecting the fingers, knees, feet, wrists, ankles and other parts of the body.

Tape D is applied in cases where the sciatic nerve groups and lumbar plexus are involved.

When treatment is given the patient lies relaxed and light oil is gently massaged into the area which is to be treated. The operator will find that there are certain 'Trigger Points' which contribute in some way to co-ordinated movement and balance and which correspond to the key points in Acupuncture (Fig. 40). His object is to stimulate these points with the applicator and so relax the patient more thoroughly. Each position contributes in some way, such as in the maintenance of body balance, lubrication of the joints. He works over them selectively, giving perhaps half a minute's treatment to each. He also follows the spine and bone structures wherever necessary, taking care to reduce the volume when working in the cervical area so as to avoid too much resonance in the patient's head. The muscles can be dealt with in a similar way, giving twenty minutes' treatment to an average patient, followed by ten minutes' rest.

Here are one or two cases out of many which show typical results.

Mr D. Aged 30. *Painful right shoulder, particularly below the acromion process. Intense pain felt on movement such as when throwing a stone.*

Tape B used over painful side for 3 minutes.

3rd Day. Condition unchanged. Four minutes' treatment.

7th Day. Some improvement, but patient developed acute fibrositis in upper borders of left and right trapezius. Tape A used over shoulder and both trapezii areas for 4 minutes.

8th Day. Fibrositis completely resolved. Tape A used over painful area on shoulder for 4 minutes.

10th Day. Patient barely conscious of discomfort in shoulder. Discharged.

Mr C. Aged 69. *Osteo-arthritis of right knee. Partial immobility.*

Tape B used around knee and on patella for 5 minutes.

Treatment of back of knee for further 5 minutes.

2nd Week. Much less pain. Able to move joint more freely.

## MATTER IN THE MAKING

3rd Week. Great increase of movement. Able to drive car without discomfort.

8th Week. Able to walk fairly long distance without pain.

12th Week. No pain felt in joint. Full movement almost restored.

15th Week. Full movement of joint without pain. Discharged.

Mr A. Aged 72. *Arthritic condition of cervical vertebrae. Severe pain extending over head and affecting the eyes. Muscular instability. Has worn a neck-brace for 8 months.*

Tape B used over cervical area and maintained for 2 minutes over each painful location.

1st Week. Mobility of joints increased, but no reduction of pain.

Tape A used to assist muscles.

3rd Week. Much less pain. Tape B used again. Able to leave off neck-brace for periods of 1 hour each day.

4th Week. Patient able to leave off neck-brace for half a day at a time, and able to return to work. Tape B used again.

8th Week. No return of pain. Neck-brace discarded. Discharged.

Miss Y. Aged 78. *Arthritis of left hip. Very poor mobility. Both knees increasingly stiff. Walks with a stick. Considerable pain when moving. Heel of left shoe built up 1 inch.*

Tape B used around region of hip for 5 minutes and around knee joints for 5 minutes.

1st Week. Slight increase of mobility in hip joint. Use of Tape B repeated. Pain reduced.

2nd Week. Further increase of mobility in hip joint. Knees less stiff, but muscular structure unable to accommodate extra movement in joint due to treatment. Tape A used to strengthen muscles.

4th Week. Mobility still further increased and patient able to rise from chair unassisted. Built-up shoe now found to be too high. Treatment continuing.

Mrs B. Aged 32. *Arthritis of spine. Steel and leather spinal jacket worn. In continuous pain in lumbar area and left leg.*

Tape B used over whole of the affected area.

3rd Week. Weekly treatments still given, but patient not responding.

## HOPE FOR RHEUMATICS

4th Week. Patient relieved of pain for long periods during day. Increase of movement in lumbar area during menstruation. Tape B used.

5th Week. Improvement maintained. Sleep improved and no pain during night. Able to do housework again. Treatment continues.

Mrs W. Aged 54. *Osteo-arthritis of left hip. Degeneration of head of femur. Deformation of pelvis and sacro-iliac. Muscular involvement. Patient came from Canada to have hip pinned.*

Tape B used around left hip and sacro-iliac areas for 5 minutes in each location.

2nd Week. Patient felt improvement after third treatment.

4th Week. Further improvement and freer movement of hip.

Tape A used to release muscular tension, mainly in the thighs.

11th Week. Patient able to walk without pain, with full weight on the leg. She can now dance and do gardening. Discharged. She returned to Canada.

Here then is a new and objective method of treatment which should surely win recognition from the medical profession and bring in some sorely needed funds to carry on the research work which promises to fulfil all de la Warr's hopes and perhaps even produce radionic instruments for *automatic* diagnosis. Some official recognition was needed now to further this research work in medical acoustics.

The Vibrator in a comparatively early stage of development had been lodged with the Ministry of Health requesting that approval might be forthcoming for its use in the National Health Service. After hearing nothing for two months de la Warr sent a representative to see a physician at Oxford, and also a doctor at St. Thomas' Hospital. Both men were interested and seemed friendly.

The physician came several times to the Laboratories and watched the sonic instrument at work. He was obviously impressed by it and admitted that it had promising prospects.

As to the doctor from St. Thomas' Hospital, he was more interested in showing that the Vibrator was a very expensive method of passing sonic waves through the body and that this



could be done with an instrument costing less than £20 instead of £150. But such an instrument can only generate very simple vibrations. He couldn't agree that good results can only be got from an instrument which projects appropriate wave-forms.

The V.T/2 apparatus was lodged with the Ministry of Health in February 1964 and at the time of writing de la Warr is still waiting for some acknowledgment. The Ministry of Health merely passes the enquiry to a special Committee appointed by the Medical Research Council. The wheels of medical authority revolve extremely slowly, and it is impossible to accelerate them.

Later on, after the successful Newbury and Evesham experiments, de la Warr felt that he had achieved something acceptable to scientists because it was repeatable. So he wrote a paper with the title 'A Potential Method of Clinical Diagnosis' and had it vetted by an independent scientist. He then submitted it to Professor J. Rotblatt, of St. Bartholomew's Hospital Medical College, who was editor of *Physics in Medicine and Biology*, but it was returned as unsuitable for publication. After amending it a little he then tried *Nature* which rejected it all too tersely.

Letters to Sir Lawrence Bragg, Sir John Cockcroft and Sir Bernard Lovell met with no success. A visit to the National Development Council showed that it was an advisory and almost forgotten department. Many sources were tried, much time, money and energy was spent, but no support was forthcoming.

To enlist enlightened opinion on his side, de la Warr lectured or read papers to the Osler Society, a select body of medical students, in New College, Oxford; the Oxford University Scientific Society; also the Oxford Medical Society; to the First International Congress on Spontaneity at Turin; and to a select group at Haarlem in Holland. These lectures were well received, but they did nothing to relieve the financial situation which threatened and still threatens to bring his work to an end.

Meanwhile the need for the new treatment, which is particularly effective for rheumatic and other such complaints, is very great. In America about a thousand million dollars are spent every year in treating rheumatic patients whose numbers continually increase, and in this country there is a similar situation.

Ultra-sonic treatment is used in this battle in certain cases but

it can be dangerous for the patient. De la Warr's audio-sonic therapy on the other hand can produce no harmful effects.

One day, let us hope, audio-sonic therapy will be available to everyone. A number of these vibrators are out on approval to possible operators, but because the Ministry's approval is not forthcoming for their use under the National Health Scheme the sales so far have been few. But eventually it is certain to be taken up. The treatment could even be broadcast through the radio network.

De la Warr had this idea some little time ago. Radio transmitters could be set up on the hill where the Laboratories stand and patients could be treated through special transistor receivers in their homes. But when he applied for a licence the G.P.O. turned down his application, evidently considering it frivolous or even insane. We shall have to wait until it is recognised that sound waves recorded on tapes can be therapeutic, after which it will be only a short step to broadcast therapy.

*Murder most foul*

Since de la Warr always tries to work *with* Nature it will cause no surprise to hear that the Great Laboratory of Nature has forestalled him in the development of sonic apparatus, in that strange creature the porpoise.

The porpoise, or dolphin, has long been credited with high intelligence and a friendly attitude towards man. Centuries ago Pliny the Elder described the strange friendship between young boys and porpoises. One boy was carried by a porpoise to and from school across the bay to Pozzuoli.

In ancient times it was credited with having saved people from drowning, and the curious thing is that there are quite recent instances of this very thing having happened. Wide publicity was given to the rescue by a porpoise of Mrs Yvonne M. Bliss, of Stuart, Florida, who in 1960 fell overboard off the east coast of Grand Bahama Island in the West Indies, into a sea infested with sharks and barracuda.

In America the interest in porpoises is so great that a method has been devised of communicating with them. The idea is to use bundles of short-length quartz fibres, each about as thick as a human hair, as mechanical filters for sound signals. These fibres convert the sounds into light waves which are photographed on a glass slide.

The porpoise has a brain even bigger than a man's and with a complexity perhaps even greater. But its shape is different from that of a human brain and it seems to be adapted mainly for the reception and analysis of sound signals.

Porpoises make a variety of noises, but the two principal ones are a whistle and a clicking sound.

The whistle lasts about half a second and is very high for human ears. There are several melodies or pitch-patterns, the commonest of which is something like the cheep of a canary. The other sound, which is by far the commoner, is a rapid series of clicks or pings, varying from five to several hundred

a second, and sounding like a creaking door or a groan.

Extensive experiments with all manner of acoustic equipment have been made to record and analyse these sounds. The results are surprising. It is found that they are much more complex than might be supposed. The clicks can change their speed of emission, which may be extremely high, with lightning rapidity, and even the very low-pitched ones are heavily weighted with ultrasonic frequencies far above the limits of human audibility.

It has been established beyond reasonable doubt that the whistles and the clicks are two different methods of echo-ranging. To orient themselves in the water, detect food, and so forth, the porpoises send out acoustic signals and interpret the echoes with the help of their formidable brain which acts as a built-in computer.

The whistles do this by frequency modulation: a continuously changing pitch of whistle reflects a continuously changing echo which at any split second may differ slightly from the emitted whistle, and so when analysed by the porpoise's brain enables the creature to sense what is in front of it. On the other hand the clicks are a simpler form of echo-ranging by pulse modulation: after each emitted pulse of sound the echo returns and is compared with lightning speed by the porpoise's cerebral computer. These two methods are specially adapted to different circumstances.

It has also been discovered by much patient research work with captive porpoises that these creatures emit trains of clicks closely resembling white noise. Some of this is absorbed and some is reflected back, and once again this is interpreted by that marvellous  $3\frac{1}{2}$ -lb brain. From what has been absorbed as against what is reflected back, the porpoise can tell the nature of the food or other object which it is examining.

De la Warr had devised something similar: a 'portable sonar' embodying a multi-oscillator and a parabolic reflector which produced a directional beam of sound (Fig. 41). Mounting the reflector on a turntable which he fixed to the roof of the Laboratories, he directed the sound-waves at a number of trees near by. The operator made the appropriate frequency run for, say, 'the beech tree' and retired to operate the radionic detector. The para-



bolic reflector then projected the beam, slowly traversing the trees, and when the beam struck the beech tree a reaction was registered by the detector.

As a further experiment he decided to simulate a theft and see if this sonar could detect the thief. So it was arranged that the gardener's boy should surreptitiously take a silver inkstand from Mrs de la Warr's office and hide it somewhere in the house. No one on the staff was to know of this. An identification parade was then held with the entire domestic and laboratory staff.

They stood in a semi-circle of about ten feet radius with the sonic apparatus in the centre which irradiated with acoustic waves each person in turn. This increased the sensitivity of the radionic detector which Mrs de la Warr was operating in the next room. She couldn't see what was going on, but holding in mind the thought of Thief she successfully detected the boy.

In the future, perhaps, the Sonar and the detector will be used on identification parades, but unless all the parade have perfectly innocent pasts it might lead to disturbing results!

Soon the sonic apparatus underwent another test which was not only completely successful but which achieved a good deal of publicity, although the Press remained silent about the part which de la Warr had played in it.

In an account of the episode written by the veterinary surgeon, Mr F. D. T. Good, who lives and practises in Tenterden, Kent, the story began in 1963 when two Labrador puppies belonging to a man who worked at the Rentokil factory near the village of Smarden died in convulsions. Then in May, seven sheep died suddenly under mysterious circumstances. This was followed by the death of several cows belonging to farmer Jull on Roberts Farm, and a goat on another farm.

The Rentokil factory which made pesticides naturally became suspect and there were a good many meetings between the factory manager, the vets in Ashford, and Mr Good. The results of post mortem analytical tests began to come through. They showed minute quantities of fluorides, five parts in a million, and about 100 times greater quantities of bromides. There seemed, in fact, to be alarming quantities of bromides present, but as to the deadly fluoracetamide, one of Rentokil's products, the manager assured

Mr Good that it could not possibly have got into the ditches. The black chemical residue from the manufacture of this terrible poison had been pumped out onto factory land for months and the Kent River Board who were responsible for preventing the pollution of water courses said that it could only be carried downwards into the soil.

The farmer who had lost the sheep had a sturdy fox-hound. About a month after the sheep had died this dog was taken ill one night. The symptoms were horrible, suggesting fearful hallucinations. His eyes were big and staring, and he trembled, bared his teeth, panted and seemed half mad. Eventually he fell down the stairs and stumbled out into the garden. '... there he fell over, head bent backwards and his legs kicking as he gasped for air ... a horrible noise came from his throat as he breathed ... then he got up, looking wildly round, then shot away, and we did not see him again alive.' For next morning he was found drowned in a pond. The post mortem revealed no poison and the mystery deepened.

Meanwhile on Roberts Farm no more cows had died, but the herd was in poor fettle. The milk yields had fallen, the cows were less lively and easily grew tired. If made to hurry they would stop and pant like dogs. Eight calves born strong and healthy died in convulsions within a few hours.

What was to be done? If poison of some kind was coming from the factory how could they tell which poison? Mr Paterson, the Ministry vet at Wye, said he was perfectly willing to help if he were told which poison to look for. But the factory manufactured scores of pesticides from the more complex chlorinated hydrocarbons, D.D.T., Lindane, Parathion, down to the simpler copper, arsenic, zinc and sulphur ones. Was he to start at the top of the list and work downwards, or try his luck with a pin?

By great good luck Mr Good knew of the Delawarr Laboratories and was impressed with their work. He got in touch with de la Warr who came down with his wife and an assistant. On arrival at the site they mounted the parabolic sound projector on the roof of their car with the rest of the apparatus inside it and approached some cattle which were standing mutely and somewhat sombrely as if under the shadow of impending doom.



## MATTER IN THE MAKING

Inside the car Mrs de la Warr operated the radionic detector while her assistant set the dials for detecting likely poisons and directed the beam of sound at the more sickly looking cows fifty feet away.

They reacted to the energy-pattern of fluoracetamide. Mr Good and the farmer who were watching were surprised. 'I suppose it's possible,' said Mr Good, 'but how could it have got here?'

The sonic pattern for fluoracetamide was directed at the grass and into the sky. Each time it hit the grass the detector crackled.

Now fluoracetamide is one of the few poisons which it is almost impossible to detect in plants by chemical analysis; nor would Mr Good have been much further ahead if he had been able to do this, for there would still have been no proof that it had emanated from the factory; and even supposing that it did, no explanation of how it had travelled from there. But using the sonic apparatus again, the factory was soon picked out as the culprit although it was a quarter of a mile away, and besides this it showed that the whole of the subsoil drainage was polluted.

The precise diagnosis was made by the Central Veterinary Laboratory of the Ministry of Agriculture, where living dogs had to be sacrificed to secure the required information. The normal fluoride level for water in this part of Kent is between 0.2 and 0.3 parts in a million. The water in ponds was now found to contain between 3 and 23 parts in a million, and what made things worse, the fluoride in Smarden was organic and therefore far more poisonous than the inorganic kind.

The story drifted to its dismal conclusion. By mid-July, two months after the first series of deaths, some of farmer Jull's cows developed swellings on the chest and under the jaw. One by one they gradually died and the remainder of the herd was destroyed and burned. So poisonous was their flesh that a local horse slaughterer who had collected the carcasses of the first batch of dead cows lost two of his dogs in the same horrible way that the fox-hound had died after eating a little of the meat. The pyre burned for three days and on advice from the Ministry of Agriculture the ashes which might still have been poisonous were buried eight feet deep.

The factory emptied and cleaned up all the contaminated



FIG. 27

V.T/2 apparatus in use  
The operator is adjusting the amplitude of the Vibrator before treating the shoulder muscles

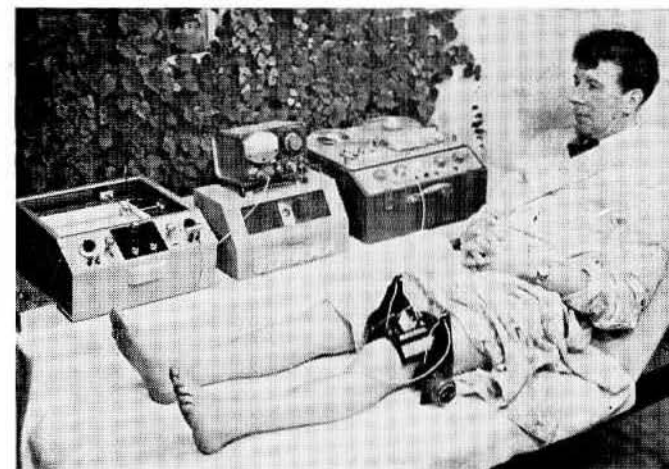


FIG. 31

Components of early form of Psychoplot with the Autoplotter on the left receiving the signal that has been transmitted through the leg of the subject.

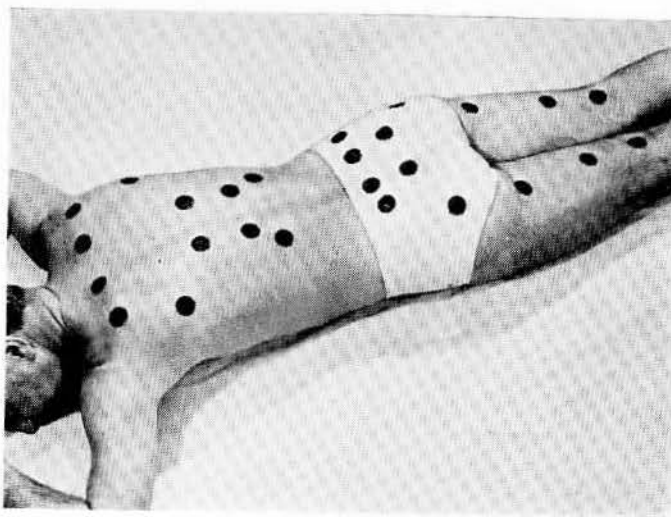


FIG. 40

Trigger points requiring stimulation for the successful treatment of arthritis of the hip joint.



FIG. 41

Parabolic reflector for directing the sound waves in conjunction with apparatus in the car for the detection of disease conditions approx. fifty feet away.

## MURDER MOST FOUL

ditches and ponds. Water was transported in a fleet of tankers to Dymchurch where it was tipped into the sea on an outgoing tide. But the harbour authorities refused to allow the sludge to be dumped there so it had to be taken back to the factory where a trench was dug around three sides of it to prevent seepage. For it was now known that the fluoracetamide had penetrated into the ground whence it had been carried gradually to the farms.

Mr Jull's farm which had been built up for thirty years was sterile and dead. He had been prevented from selling his milk and now he could not sell his crops. No one would risk feeding his hay to their livestock. His cattle had been destroyed and most of the wild life around his farm had disappeared. The birds, the rabbits, even the nomadic cats had gone down in the holocaust.

All this occurred because of a poison which was still on sale. For although the Smarden affair caused the Home Office to ban its sale as a pesticide for plants, it still masquerades under various trade names and can be bought by Local Authorities, with certain reservations, for use as a rodenticide. Fluoracetamide had been sold as a pesticide and rat poison and it even found its way into the kitchen. A small-sized bottle containing 1/20 oz of the poison, which is enough to kill 1,200 small dogs, had been sold by chemists, hardware stores and florists without any restrictions. Farmers have been using fluoracetamide for years for spraying broad beans, brassicas, sugar beet, strawberries. If a crop is harvested too soon after spraying, neither washing nor boiling removes the poison. The amount of poison permitted for spraying one acre could kill 75,000 dogs.

Mr Good writes: 'The total prohibition of the manufacture, use and sale of fluoracetates in Great Britain would cause hardship to nobody.' He also points out that this group of chemicals is ideal for committing the perfect murder. For to cover up his tracks a murderer looks for a poison which is odourless and tasteless, sufficiently stable to withstand suspension in hot tea or coffee; a poison which has a delayed action and is almost impossible to detect in a post mortem examination, and for which there is no known antidote. In all these respects the fluoracetates are well-nigh perfect.

But for de la Warr and Mr Good, the unwitting crime at

Smarden might also have ranked as a perfect murder. The B.B.C. gave the story full coverage and even referred to de la Warr's part in it, but the Press were careful not to mention him and reported that the poison had been detected by 'an unusual method'.

## *War against Nature*

The human race is said to have inhabited this planet for at least half a million years, during which time it has not only survived but has been in a state of health far superior to that of urban man of the present day. Nature has known what is good for her children and has given it to them. It is only in recent years that we have begun to interfere seriously with nature's beneficent work. We have industrialised ourselves to such an extent that we are no longer in close touch with her and we have built up a vast chemical manufacture which threatens to poison the whole Earth. If some visitor from another planet were to observe all that is happening on Earth today he might think that humanity was in the grip of a suicidal mania.

We are increasing at the rate of nearly 140,000 a day. To support life each individual needs about  $2\frac{1}{2}$  acres, so that 350,000 extra acres are required daily. But due to the destruction of the soil we are losing cultivable land the world over at the daily rate of half a million acres. In Europe there is now less than one-third the necessary agricultural land and even this is disappearing or being impoverished.

Senseless growth of urbanisation accounts for the former catastrophe while the latter is due to a short-sighted ignorance which seems to belong to the Dark Ages.

From living substances Nature has gradually coated the Earth with a layer of humus which is a highly complex, dynamic entity composed of minerals, inorganic and organic combinations, air and water. It teems with life. A gramme of humus contains 100 million bacteria and in a handful of garden soil there are as many living creatures as there are human beings in the world. It is irreplaceable and all life on Earth depends upon it. Nature takes anything up to a thousand years to lay a few feet of humus, but man is destroying it in a few decades.

By removing living substances and failing to replace them, we make the soil sick; and sick soil changes its structure and loses its



cohesion. In the prairies of North America hurricanes blow away the impoverished soil and replace it with sand.

By exchanging the living elements for alien chemical substances even worse things occur. Artificial fertilisers kill the bacteria, worms and other forms of life, and if used continually they prevent the formation of further humus. It happens in this way. Because the fertiliser is foreign matter, Nature has to mobilise certain bacteria to convert it into organic combinations which the plants can absorb. But these bacteria increase beyond the natural limits and begin to eat up other organisms in the soil which the humus urgently requires in order to convert the organic matter. In this way the balance is upset and the soil sickens.

Most of the world's agricultural land is now beginning to suffer from exhaustion. In the U.S.A. at least 40 per cent of the fertile soil is already ruined. Year after year some five thousand million tons of impoverished soil is either blown or washed away.

All this reflects a rush to extract quick profits out of the land with no regard to posterity. For thousands of years the land has been farmed by peasants who love the land and stand in an organic relationship to it. They feel what it needs and give it lovingly. But today they are being replaced by farmer-industrialists. 'Farming', said Dr H. G. Sanders, Chief Scientific Officer of the Ministry of Agriculture, 'is applied science pursued for profit.' There you have it in a nutshell. Real farmers deal with living things, but industrialists deal with dead things. Love has been replaced by the profit motive, quality by quantity.

It has been proved that plants raised with artificial fertilisers encourage the multiplication of insect pests. Also they do not taste so good as organically grown crops and only a hard-boiled scientist would deny that there is a connection between taste and health. With so much emphasis placed on quantity, the vital importance of quality is forgotten, yet in the Swiss canton of Zurich where it has become the fashion to eat organically grown food, the doctors say that the health of the people has improved quite appreciably. Two hundred farmers in the area use organic fertilisers to very good purpose.

If the use of artificial fertilisers is not checked, we can expect such an impoverishment of the soil that in the course of time it

may result in universal starvation. The position is grave enough already, for since the 1930's the number of starving people in the world has risen by about 50 per cent and at least 100,000 die every day of sheer hunger.

It is this state of affairs which has touched off the wholesale use of weed killers and insecticides backed by the chemical manufacturing firms who press the sale of these deadly wares all over the world. Terrible poisons which are used by Nature only in minute doses, or not at all, are strewn over the land in thousands of tons. In fact they are being used so recklessly that they are becoming as dangerous as radioactive fall-out.

One of the first to be used was D.D.T. At a hearing before a House Select Committee in Washington, Dr Biskind said that the introduction of D.D.T. and a series of even more deadly substances had no previous counterpart in history. No other substance known was ever developed so rapidly and spread so indiscriminately over so large a part of the Earth in so short a time. He went on to explain that D.D.T. is extremely toxic for many different species of animals, and that it is stored in the body fat and appears in milk. It poisons the soil for long periods and affects human beings in such a way that the symptoms can easily be mistaken for psychotic attacks.

In America round about 300,000 tons of chemical poisons are used each year in agriculture, and in some states it is a legal and punishable offence if a farmer refuses to use these poisons. Yet as the farmers are beginning to realise, Nature when attacked is capable of hitting back and the last state of a chemically treated farm is worse than its first.

In 1954 a government campaign was launched to exterminate the Japanese beetle in Sheldon, Illinois. The deadly poison, Dieldrin, was sprayed over 1,400 acres and a further 2,600 acres the following year. This wiped out most of the insect-eating birds; also the squirrels, musk rats and rabbits. The beetle seemed at first to be subdued, but next year it returned. The poison sprays were increased. Then the sheep began to sicken and die and nearly all the farm cats. At the end of eight years all that was left was a new and greatly strengthened generation of Japanese beetles which continued to spread far and wide.

In the same year the million-acre alfalfa crop in California was suddenly infested with little yellow bugs called aphids. They were attacked with pesticides but they could not be controlled, and soon all the alfalfa crop in western California was threatened with ruin. The pesticides swelled to a flood and in the holocaust practically the entire insect population perished as well as the local mammals. The only exception was the aphids which developed immunity and by an ironical twist other destructive insects, finding the coast clear, began to emerge from the adjoining deserts. The situation was only saved when Nature's own methods were applied. Predators in the form of two little braconid wasps were imported from the Middle East which rapidly multiplied and gobbled up the aphids.

Many more disastrous stories could be told. Olives in Italy sprayed with a pesticide called E605 made the olive oil so poisonous that America had to ban its importation. Potatoes in Germany sprayed with various chemicals poisoned acres of oats and even killed some children who ate blackberries growing on the edge of a field. In some States of America the intensive use of poisons increased the grain pests to such an extent that the local authorities were obliged to issue warnings that chemical pesticides were useless and must not be used.

These poisons are absorbed by plants and find their way into our food. Every now and again someone expresses anxiety about it, whereupon we are assured by some pundit that there is no danger at all. Yet the Ministry of Health has recently issued a pamphlet explaining first aid procedure for anyone found suffering from pesticide poisoning and describing the symptoms which vary from cyanosis to fits!

The plea is often made that insect pests destroy large quantities of food and that without pesticides the destruction would be still greater. But the use of chemicals really lies in the financial sphere. Professor Heupke has said that there are at least 2,000 species of plants which contain substances injurious to vermin yet harmless to mammals and that only a dozen of these are being used. The truth is that chemical poisons are cheaper to produce and the profit motive is paramount.

In his savage war against Nature man is undermining the source

of supplies to his larder and producing food of diminishing quality. But even this is not the whole story. If the food were delivered intact from the farm to his dinner table it would not be so bad, but in fact it has to pass through further stages of degradation.

Last year *The Practitioner* said that 800 chemical substances were being added to our food to preserve it, enhance its colour, improve its palatability and extend its shelf life. It wanted to know how many of these chemicals were really necessary and how many were being added simply to increase the sales. In the U.S.A. the Foods and Drugs Administration has registered a similar number of substances as food additives, only about half of which are regarded as wholly innocuous.

Today chemistry is in the hands of businessmen whose chief concern is profits, and about 90 per cent of our food is chemically adulterated. The whole thing is on such a scale that every once and awhile it provokes some doctor to protest. At a Royal Society of Health Congress in Torquay a doctor from Manchester, Dr Stanley Jeffs, said: 'One of my complaints is that we do not eat food any more. We eat tissue-producing proteins, super-vitaminised flakes, decarbonised rolls and straight chemicals.' He went on to speak of coronary thrombosis and other diseases, and said that the food manufacturers were 'playing around with the lives and health of the population'.

Each day of the year every person living in the western world swallows on the average about 2½ grammes of chemicals, including prussic acid, lead, arsenic, copper, saltpetre, boracic acid and colouring matter derived from tar. The volume and variety of these chemicals is so great that no food chemist knows the names of all the different preservatives, let alone their composition. They damage the human plasma and tend to cause diabetes, arteriosclerosis, cancer, and other terrible diseases.

The American Medical Association estimates that there are now about a quarter of a million products for use in American homes which may have toxic effects, and many cities are establishing poison control centres where doctors and others can get information on poisons and their antidotes.

In Britain a drive was launched in 1964 by the National Association for Health to investigate the effects of chemicals used



in foods. Mr J. Lee-Richardson, the chairman, warned the public: 'We believe that today's greatest threat to mankind is not the atom bomb but the chemical bomb.' The President, Lady Dartmouth, said: 'We want to shout to the world that food must be pure, clean and wholesome once again. We must scrap synthetics, we must clean the soil, the food shops and restaurants, and thereby do our utmost to clear death and disease out of our bodies.'

While the public sits uneasily at its dinner table, those scientists who regard Nature as a factory now propose to preserve her gifts by ionising radiation. They admit that radiation is apt to produce an unpleasant taste and odour and that the evidence that irradiated food is never harmful is not so complete as might be desired. But what of that? In the future we are threatened with food which passes through extremely powerful radioactive sources on its way to the shops.

It might be imagined that all this is about as great a departure from the beneficent paths of Nature as it is possible to make, but that is not so at all. In America there are proposals to replace natural food by cultivating an alga named *chlorella* on a vast scale because it can be grown very quickly and cheaply and is rich in proteins. Unfortunately it is almost tasteless, but this will be remedied by the addition of chemicals. Sodium glutamate, for instance, creates 'the general taste of meat'. Professor Friedrich Bergius, a Nobel Prize winner, even hopes to solve Europe's food shortage by manufacturing foodstuffs from sawdust, old bits of waste wood and second-hand furniture. This delicious fare has even been tried out on the German army.

If this picture of the progressive impoverishment and poisoning of our diet is not over-drawn it may well be asked why the death-rate is not higher. For one thing it takes anything up to twenty-five years for the results of faulty nourishment to develop. And besides this, our notion of health has changed. Anyone is now considered healthy who does not call for immediate medical treatment.

The habit of swallowing drugs, which in the last ten years throughout the civilised world has risen by about 120 per cent, delays the fatal hour but keeps people alive in a state of chronic ill-health. In America about 3½ million people are under continual treatment for chronic sickness and the mentally sick committed

to institutions have risen by nearly 70 per cent in the last twenty-five years. The situation is worst in the big cities where the people are most out of touch with Nature. In Britain disturbing statistics are not so easy to come by, but in spite of continual building, our hospitals are crammed to bursting point.

The story might be continued with an account of how we are exterminating living creatures of all kinds in sea, air and on land and heading towards a spiritual desert where technology and profits reign supreme. Even the seals on the ice caps show the presence of D.D.T.

The reason why we make war on Nature is that Science is heartless. Of course scientists have feelings because they are human beings, but inasmuch as they are scientists they have none, for Science excludes emotions as something outside its field and abstracts from Reality a cold residue of quantitative data. It deals in death and dead things. The humanitarian movement which is sometimes associated with the rise of Science had an entirely separate origin and in fact has nothing in common with the discipline which merely asks: 'If we do this, then what happens?'

It is obvious that this Dead Sea harvest of Science is the antithesis of what is promised by a development of the discoveries described in this book. Radionic treatment stimulates the micro-bacteria and helps heal the sickness of the soil. It can destroy pests without harming any other living creature. The natural antidote for any weed can be determined by the Box. Radionics establishes a balanced ecology and produces crops in which the trace elements that Science ignores are no longer lacking and the full taste is restored. Tests on animals which have been fed on such crops show that they eat 25 per cent less food, remain healthy and produce 15 per cent heavier carcasses.

As in the case of milk, food can be preserved simply and non-injurious without chemical preservatives or violent treatment by ionising radiation. This New Science can diagnose and treat the root causes of human maladies, penetrating deep into the psychological region. It can check the heartless cruelty towards animals which are used for vivisection, and alleviate the violence which grips the world by restoring to Science the psychic elements which it lacks.



The need for this New Science is pressing, for Nature although long-suffering will only protect us so long as we serve life, and the present trend of scientific thought and practice is towards universal destruction. By sheer force circumstances may compel a change of outlook. Emotions, feelings free from the prevailing blight of materialism are the chief source of hope, and this is more likely to be found in countries which have not yet been indoctrinated in the creed of modern Science.

*Visit to Ghana*

In 1961 Dr R. P. Baffour, Vice-Chancellor of Ghana's new University at Kumasi, visited the Laboratories. A charming, cultured man with an English education, he at once understood the underlying principles of the diagnostic instruments. Finding that he could operate the detector at the first attempt, he ordered a Mark 5 model.

Next year this was followed by a visit from another Ghanaian, Mr Josiah Cofie, B.Sc., who had come to the Laboratories before and who now came to buy an instrument for use in his extensive healing practice in Accra. The difference in the attitude of these visitors from that of some of our own scientists was extraordinary. Mr Cofie was much impressed by the multi-oscillator. He seemed to have no difficulty in grasping its possibilities.

Early in 1963 the Vice-Chancellor wrote to say that the President had approved the formation of a special department to study the herbal remedies indigenous to Ghana and that Mr Cofie would be in charge of it. Naturally de la Warr was only too willing to co-operate, and Mr Cofie again came down and placed a substantial order which included broadcast treatment sets and a large multi-oscillator. The de la Warrs were invited to visit Ghana to superintend the installation and choose suitable operators to form a study group for Paraphysics. One of the first things it would do was to check up on the construction of models of the force fields surrounding various objects.

So in November 1963 de la Warr and his wife flew to Accra where they were met by Mr Cofie and a welcoming group of students as if they were V.I.P.s. Next morning they were flown at low altitude to Kumasi which gave them a chance to see how remote are Ghana's jungle villages and how difficult they are to include in any ordinary national health scheme. Here was a country for which broadcast treatment would be ideal, and apparently the officials were aware of it.

Kumasi was the familiar mixture in these days of the old world

and the new. On their way to the university, known as KNUST, they met processions of graceful women carrying everything on their heads from an earthenware pot to a sewing machine. Families squatting in the open round the 'kitchen' contrasted with the several square miles of land on which were rising impressive modern buildings.

On first thoughts it seemed a pity that some of England's mixed-up architects could not be there to see them, but soon they discovered that English architects had designed some of the very buildings they were admiring! Yet what a difference between these – the School of Agriculture, for instance, suspended from two giant beams curving from the ground skywards – and some of the architectural curiosities at home which seemed to be the work of bemused men expressing their need of psycho-analysis. The guest house which was assigned to the de la Warrs, along with a steward and a cook, was a masterpiece of grace and comfort surrounded by extensive lawns in a jungle setting.

They had two weeks to carry out their work which lay between Accra and Kumasi. After making the acquaintance of the Registrar at Kumasi University, they flew back to Accra to help Mr Cofie set up his laboratory in the new town which is being built around the Atomic Energy Project sponsored by Russia. The object of this laboratory is research into making new medicines from indigenous herbs with the help of radionic apparatus. Mr Cofie, who had been trained at the Delawarr Laboratories, was a capable operator, and he was absorbed in discovering appropriate remedies for specific diseases and malfunctions. Here at last was someone in authority doing what for many years de la Warr had known to be possible and which he had hoped would be done officially in his own country.

The work was divided into two clearly defined sections. Radionics for the more enlightened outlook which accepted the diagnostic instrument with its technique, and secondly, parapsychics for the more academic. Parapsychics is a scientific appraisal of the force fields surrounding living creatures and of how they could be used for diagnosis and treatment. This was set forth in a paper on parapsychics, delivered at KNUST (The Kwame Nkrumah University of Science and Technology), which described how

3-dimensional models of force fields could be made, and which explained the interaction of all things in what appears to be a magnetic-gravitational field.

The Vice-Chancellor was proposing to open a department at KNUST to study parapsychical phenomena and investigate the spatial relationships which de la Warr was revealing. On the staff of the university was an open-minded and intelligent American biophysicist, Dr Photiades, who quickly became interested in this line of work. De la Warr agreed that his analytical approach and his general outlook fitted him admirably to take charge of the new department of medical biophysics. Subsequently Dr Photiades came to the Laboratories in Oxford for instruction and he took part in some of the experiments in sonic therapy and diagnosis.

Talking to the staff at KNUST de la Warr found that the usual academic approach to the relationship of mind and matter was an obstacle which had to be surmounted. He had to avoid using terms such as 'the ether', or 'thought forms', as this was Greek to them. However, one of the senior physicists admitted that he was distinctly interested in the possibility of their being an all-pervasive medium in space. It transpired that he had worked with Lord Rutherford!

After being introduced personally by the Vice-Chancellor, de la Warr lectured to the assembled staff and students in the new Agricultural Building. Of course it provoked the usual arguments pro and con, just as it had done when addressing students in English universities, or in Holland, or Denmark. But the atmosphere was hopeful. They had no difficulty in accepting the basic tenet that there was another dimension in which mind was operative, though they had not thought of associating this with medicine or physics.

Within a year the Department of Medical Biophysics was studying de la Warr's Psychoplot instruments. No doubt they will carry out the experiment of broadcasting treatment to patients hundreds of miles away via their hair or blood specimens. The African mind is open to such ideas and the impact of these developments in Ghana should spread over the continent and in due course become a well-established science. Moreover it would be

a science embracing all living creatures including animals and crops, and like the music of antiquity it contains the principles of a harmonious society.

Perhaps, as some people believe, Africa will be the birth-place of the next great civilisation, in which case parapsysics may be an important element in its formation. Some such thoughts occurred to de la Warr on his swift flight home from Accra in Ghana's giant Corsair jet-plane, as he watched wastelands far below where the water, so easily located by radionics, could once again make the deserts blossom like the rose. With many years of experience behind him of prospecting from aerial survey maps it was at this moment that de la Warr had the idea of a new Company. He called it Teleprospecting Research, and although it was not formed until 1965, in his mind's eye he could see the great possibilities of developing the principle of the relationship between the person and his photograph, the distant site and its aerial photograph.

## *Towards a New Science*

For the last fifty years we have lived in an atmosphere of crisis. There have been crises large and small, crises in nearly every department of human life, crises so perpetual that we are deadened to their possible outcome and accept them as normal occurrences. This points to something profoundly wrong with human nature, some deep psychological flaw from which arises the scramble for ephemeral things, faith in a materialistic science, the so-called Rat Race, violence and hatred in all their ugly forms.

A special feature of the present situation is the tendency of problems to degenerate into vicious circles. This is what one might expect if, as this book suggests, we are living 'in the flat'. The escape from a vicious circle is via another dimension, an awareness of the multi-dimensional world in which all problems are resolved.

Such an awareness belongs to those who have reached the goal of all true religions, a higher level of existence, but for ordinary people something is needed other than the extremely hard path of mysticism. A general change in outlook is required. Science which influences popular thought should lead us out of the world of materialist abstractions into which it has drawn us. At the present moment nothing seems less likely; yet it is bound to come about in the course of time because materialism is bankrupt and quite unable to give us the mental food we need.

Present-day science is impressive since it produces operational results, but it does this by abstracting a thin residue from reality, leaving out everything which is most important, and because it does this it is unable to explain the basic causes of anything.

Another way of putting it is that science studies only parts, and is never able to see anything in relation to the whole of which it forms a part. It is merely a technological process. But seeing parts in relation to wholes is the beginning of understanding.

The immediate Whole of which humanity forms part is Nature, and to study Man without studying his link with Nature is like



a science embracing all living creatures including animals and crops, and like the music of antiquity it contains the principles of a harmonious society.

Perhaps, as some people believe, Africa will be the birth-place of the next great civilisation, in which case parapsysics may be an important element in its formation. Some such thoughts occurred to de la Warr on his swift flight home from Accra in Ghana's giant Corsair jet-plane, as he watched wastelands far below where the water, so easily located by radionics, could once again make the deserts blossom like the rose. With many years of experience behind him of prospecting from aerial survey maps it was at this moment that de la Warr had the idea of a new Company. He called it Teleprospecting Research, and although it was not formed until 1965, in his mind's eye he could see the great possibilities of developing the principle of the relationship between the person and his photograph, the distant site and its aerial photograph.

## *Towards a New Science*

For the last fifty years we have lived in an atmosphere of crisis. There have been crises large and small, crises in nearly every department of human life, crises so perpetual that we are deadened to their possible outcome and accept them as normal occurrences. This points to something profoundly wrong with human nature, some deep psychological flaw from which arises the scramble for ephemeral things, faith in a materialistic science, the so-called Rat Race, violence and hatred in all their ugly forms.

A special feature of the present situation is the tendency of problems to degenerate into vicious circles. This is what one might expect if, as this book suggests, we are living 'in the flat'. The escape from a vicious circle is via another dimension, an awareness of the multi-dimensional world in which all problems are resolved.

Such an awareness belongs to those who have reached the goal of all true religions, a higher level of existence, but for ordinary people something is needed other than the extremely hard path of mysticism. A general change in outlook is required. Science which influences popular thought should lead us out of the world of materialist abstractions into which it has drawn us. At the present moment nothing seems less likely; yet it is bound to come about in the course of time because materialism is bankrupt and quite unable to give us the mental food we need.

Present-day science is impressive since it produces operational results, but it does this by abstracting a thin residue from reality, leaving out everything which is most important, and because it does this it is unable to explain the basic causes of anything.

Another way of putting it is that science studies only parts, and is never able to see anything in relation to the whole of which it forms a part. It is merely a technological process. But seeing parts in relation to wholes is the beginning of understanding.

The immediate Whole of which humanity forms part is Nature, and to study Man without studying his link with Nature is like

excluding the human organism from a study of cells. Only positivist thought could imagine human progress *in vacuo*.

Modern science regards Man as a Lord of Creation with the sovereign right to maltreat all other forms of life in his supposed interests and with no risk of doing harm to himself. This is part of the process which is ironically called Progress. If we are to make real progress we must have a considerable change of outlook.

The discoveries described in this book and in a previous one\* may not seem nearly so important as, say, recent advances in chemistry or the harnessing of great forces in nuclear fission, but this is perhaps a mistaken view, for they lead in a different and more promising direction and they may be the first steps towards a new science with a far wider outlook.

It will study and employ complicated harmonies, whether in sound, light-waves, or other forms of vibration including psychic energies such as thought and emotion. This is Nature's own mode of expression and it produces magical effects whether in growth, healing, or anything else which occurs naturally. On the other hand, single notes of vibration are as ineffective as a penny whistle compared with a full orchestra. Yet orthodox science thinks in terms of single notes and finds it hard to look beyond them.

A step towards something of this kind is already taking a practical form. After twenty years of experience in Radionics it became clear to de la Warr that more correlation and better conditions for tuition were needed. There is an ever growing number of people who want to know more about the subject and who wholeheartedly support its principles. To weld this support into an instrument binding such people together for the good of humanity an organisation has been formed in which they can play an active part as full members if they wish. Beside this there is a central core composed of members expert in one or more aspects of this new branch of science. With facilities for meetings and discussions, tuition and research, this organisation has vitality and purpose. It is called the Radionic Centre.

Plans for a suitable building to be built near the Laboratories have been approved by the local authority, a council has been

\* Ibid.

formed and the framework of the organisation has been implemented. It includes Radionic Practitioners Associations in the medical, veterinary and agricultural fields, a Radionic Scientists Association and subsequently a Radionic Association for the study of Divine Healing.

The objects of the organisation are to seek greater knowledge of what constitutes Mind and to investigate the effect of thought energy on living tissue; to study how energy is transmitted, as in radionic therapy, and perhaps to extend this study to the possible transmission of matter. This will include research into the physics of the primary state of matter with special emphasis on the behaviour of magnetism and gravity in the pre-physical state. Radionics in all its aspects will be studied, and a meeting ground provided for any who wish to become radionic practitioners. The whole thing may be a first step towards integrating Religion, Science and Philosophy into a new form. Unity of body, mind and spirit will be at the root of all its activities.

The first four research projects are envisaged as follows:

- Automatic detection of disease conditions.
- Painless diagnosis and treatment of animals by Radionics.
- Audio-sonic spectrography.
- Automatic teleprospecting.

Knitting this organisation together is the quarterly publication *Mind and Matter* in which the many facets of the work and the interesting projects can be explained to its members and readers, and an effort made to advance towards an intelligible cosmic ecology in a mechanistic world.

There is artistry in Nature, whereas science is wedded to a bleak, mechanical technology. Like the Nazis who felt at liberty to perform hideous experiments on the Jews whom they considered sub-human, so science tortures and kills millions of animals in the cause of scientific enquiry. Considering the size of the holocaust it is remarkable how small are the gains. The fact is that vivisectional methods produce very little and at the same time block the way towards working with Nature instead of against her.

It is inevitable that inhumanity towards Nature should go hand in hand with inhumanity towards Man. At a time when animals are being slaughtered on such a scale that many species are becoming extinct, it is not surprising to hear of scientists who advocate a Domsday Machine which could destroy every living creature on Earth!

What we need now is not a fusion between current religion and modern science, for this is impossible, but an Art-Science-Religion comparable to that which existed thousands of years ago wherein all the needs of Man are satisfied and which can lead him out of the shadow world where he is at present groping.

This new Science will find such things as genicidal weapons unthinkable. It will reject forces of destruction, whether they be explosives, poisons, or bacteria, and exert all its strength to understand the beneficent powers which the great laboratory of Nature has arrived at after millions of experimental years.

Fed on the unsatisfying husks of modern science, people today can no longer see meaning or purpose in anything. Life, they suppose, arose on this planet by accident and with no end in view. The only consolation for the individual who vanishes at death is the mite he has added to the future welfare of humanity. But according to science, humanity is hell-bent for extinction when the Sun cools down and the Earth becomes a tomb.

This sort of attitude is infectious and produces a feeling of 'So what?' It is very prevalent today, just as it was in Rome's declining days when an extremely favourite epitaph was 'I was not. I came to be. I am not. I care not.' Yet among millions of people there is a nostalgia which can be felt for instance, in Blake's *Jerusalem*.

The new ideas lead to a realisation that there exists another world standing in relation to the material world as substance to shadow. It is here that meaning and value are to be found and the true causes of the fleeting phenomena of which our lives consist. Here, too, where existence is governed by love and harmony and everything is so closely connected that it is clearly impossible to help or harm any creature without helping or harming ourselves.

Not so many years ago the phrase Brotherhood of Man was taken seriously and thought to be almost within reach. Today

nations, groups, individuals feel themselves as separate entities with the perfect right to fight for their own selfish interests. On the anatomical level this is equivalent to the brain fighting the liver or the kidneys without regard to the general health of the body.

If the Brotherhood of Man is to become a reality, it will not come about by conferences and treaties, noble speeches, or international propaganda, but through the growth of a new understanding that a world exists of which the material world is a succession of shadows on a wall. When this understanding dawns, the philosophy behind modern science will disappear like a bad dream and we shall begin to discover our long-lost home.



## Appendix

The following passages from *New Worlds Beyond the Atom* are referred to in the text.

### I

A lady of fifty-six came to Mrs de la Warr suffering from a spasm which gave a recurrent head movement. She had been treated for many months by some of the best orthodox practitioners, but the spasm grew steadily worse until at length a series of atropin injections almost paralysed her and she refused further medical aid.

She was found to react most strongly to the rate for spasmodic torticollis, and so with the first four dials set at 60, 4, 6 and 2, the severity of the disease was measured on the last dial. This proved to be 90 per cent.

With the help of the Location and Detail Sheets placed under the sliding cursor, Mrs de la Warr next discovered what parts of the organism were contributing to the torticollis and therefore vibrating in sympathy with this, the torticollis rate. Three locations were found:

The muscular system	Sheath of the trapezius muscle
The nervous system	Posterior cervical plexus and sub-trapezial plexus
The skeletal system	The vertebrae

The next thing to discover was what was wrong in these locations. Using the Cause Sheet she found that:

The sheath of the trapezius muscle showed injury and the presence of *Mycobacterium tuberculosis*.

Both the posterior cervical plexus and the sub-trapezial plexus showed vitamin deficiency, mineral imbalance and the presence of both *Mycobacterium tuberculosis* and *Clostridium tetani*. One of the cervical vertebrae recorded a fracture.

It looked as if the *Clostridium tetani* were causing a contraction of the trapezius muscle by irritating the motor nerve. As to the fractured cervical, the patient now admitted that while travelling by train some years earlier, a suitcase had fallen on her head. X-ray examination confirmed the fracture.

## APPENDIX

Treatment now began. The broadcast treatment rates were:

6088	T.B. in trapezius muscle
1092	Injury to cervical vertebra
6088	T.B. in sub-trapezial plexus
7096	<i>Clostrid. tet.</i> in sub-trapezial plexus
2544	Vitamin B for post. cervical plexus
3803	Gold for post. cervical plexus

At intervals the severity of each malady was measured and found to be steadily diminishing. After several months of treatment the spasmodic movement lessened, and in time the patient fully recovered. She is willing to corroborate these facts.

Another interesting case was that of a lady of over eighty who was living 200 miles away in Cornwall, bent double with rheumatism and in much pain. At this distance she was treated for a succession of different conditions: toxins, hormone imbalances, mineral and vitamin deficiencies, affection of the blood, muscles and bone marrow. By means of her blood specimen she was checked up from day to day in the Laboratories at Oxford, and each day the disorder which was most marked was treated by radiating the appropriate wave-form.

She straightened up in a most remarkable manner and after a year she became once again active, travelling alone on buses to do her shopping, taking walks, doing her housework, and in fact behaving very differently from the helpless woman she was rapidly becoming before her first treatment. Later she moved to Oxford where she received regular treatment by personal irradiation. For a woman of her age her condition is excellent and she is willing to corroborate these facts.

Another case of a different kind was a lady in her middle thirties who could not bear the thought of travelling. She was at once sick if a bus ride was suggested. Mrs de la Warr found a reaction to the rate for lesion in the cerebellar cortex, inflammation in the myocardium, and tissue derangement in the ventricle walls of the heart. There was also trouble from *B. coli* in the kidneys.

Treatment consisted in normalising the cerebellar cortex and the pituitary gland, and inhibiting the growth of *B. coli*. The heart condition responded well and became normal when the other

troubles were treated. In three months the patient was able to take long journeys without any suspicion of her previous symptoms. After going abroad by air, she made a special journey from Scotland to see Mrs de la Warr whom she had never met. Her treatment had been in the form of broadcasts from Oxford. She is willing to corroborate this.

## 2

In 1944 Sir Farquhar Buzzard visited de la Warr before his Laboratories had been built. Tests were proposed with inert samples of inorganic matter which had to be refused.

In 1947 de la Warr showed that his acoustic treatment set compared favourably with Dr Samuels's crude and expensive method of short-wave therapy in stimulating the pituitary gland, but nothing came of it.

In 1951 de la Warr attempted to open a radionic clinic in Oxford, run by a doctor engaged by the Laboratories, but various obstacles cropped up and eventually the project fell to the ground.

A member of the Royal Society of Arts came down to Oxford to investigate but his visit proved disappointing. Overtures to the Press were largely fruitless. Neither the B.M.A. nor its American counterpart were sympathetic.

The Camera was at length taken up by a doctor who used it in Bart's Hospital with increasing enthusiasm, but suddenly orders came from higher authority to remove it at once.

The London Cancer Hospital was shown photographs and other evidence but was not interested.

The chief physicist of the Royal Naval Research Laboratories was sent down for some tests of the Camera, but his main object appeared to be to discredit the evidence and he ended by reporting unfavourably.

De la Warr's offer to the Royal College of Veterinary Surgeons inviting an investigation was refused.

Lord Nuffield sent Professor Mackintosh with two young physicists. But the Camera was little understood in those days and the report on de la Warr was negative.

A senior chemist on the staff of Harwell's Atomic Station came down to investigate the Camera which once again proved tem-

peramental under the stringent tests imposed so that suspicion and ill-feeling were aroused.

A physicist from the Cavendish Laboratory in Cambridge came to the Laboratories and discovered that the Camera could be worked in his presence under test conditions. Since the Camera was the most controversial piece of apparatus in de la Warr's laboratories this proved a factor of major importance.

## 3

Writing of the development of a fertilised ovum, Sir Charles Sherrington says\*: 'The little ball (the germ-cells) can be likened crudely enough to a set of magic bricks. The one cell, the original fertilised cell, grows into two, and so forth. When that has gone on in the aggregate some 45 times, there are 26 million million magic bricks instead of one. That is about the number in the human child at birth.

'They have arranged themselves into a complex which is a human child. Each cell in all that more than million-fold population has taken up its right position. Each has assumed its required form and size in the right place. . . . Each cell has taken on the shape which will suit its particular business in the cell-community of which it is a member, whether its skill is to lie in mechanical pulling, chemical manufacture, gas-transport, radiation-absorption, or what not.

'More still, it has done so as though it "knew" the minute local conditions of the particular spot in which its lot is cast. . . . It is as if an immanent principle inspired each cell with knowledge for the carrying out of a design. And this picture which the microscope supplies to us, conveying this impression of prescience and intention, supplies us after all, because it is but a picture, with only the static form. That is, but the outward and visible sign of a dynamic activity which is a harmony in time as well as space. "Never the time and the place and the 'agent' all together." Here are all three and always, save for disease. And dominating forces as diverse as powerful.'

\* *Man on his Nature*, by Sir Charles Sherrington.